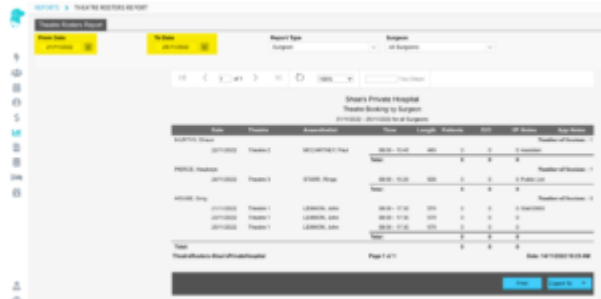


[FYDO Hospital Update 14/11/2022](#)

New Theatre Roster Report Improvements

Our new Theatre Roster Report is now able to be run for dates in the future.



The screenshot shows the 'Theatre Roster Report' interface. It includes a search bar, a 'Report Type' dropdown set to 'Theatre', and a 'Run' button. The main table displays theatre bookings with columns for 'Theatre', 'Room', 'Date', 'Time', 'Status', 'Number of Bookings', and 'Total Bookings'. The table is filtered for 'Theatre: 01000000' and 'Room: 01000000'. The data shows bookings for 'Theatre: 01000000' and 'Room: 01000000' for the date '14/11/2022'.

Theatre	Room	Date	Time	Status	Number of Bookings	Total Bookings
01000000	01000000	14/11/2022	09:00	Open	1	1
01000000	01000000	14/11/2022	10:00	Open	1	1
01000000	01000000	14/11/2022	11:00	Open	1	1
01000000	01000000	14/11/2022	12:00	Open	1	1
01000000	01000000	14/11/2022	13:00	Open	1	1
01000000	01000000	14/11/2022	14:00	Open	1	1
01000000	01000000	14/11/2022	15:00	Open	1	1
01000000	01000000	14/11/2022	16:00	Open	1	1
01000000	01000000	14/11/2022	17:00	Open	1	1
01000000	01000000	14/11/2022	18:00	Open	1	1
01000000	01000000	14/11/2022	19:00	Open	1	1
01000000	01000000	14/11/2022	20:00	Open	1	1
01000000	01000000	14/11/2022	21:00	Open	1	1
01000000	01000000	14/11/2022	22:00	Open	1	1
01000000	01000000	14/11/2022	23:00	Open	1	1
01000000	01000000	14/11/2022	24:00	Open	1	1

Payment Summary Report Improvements

The Payment report, when run by Report Type Summary, will now group the transactions by their payment types.



The screenshot shows the 'Payment Summary Report' interface. It includes a search bar, a 'Report Type' dropdown set to 'Summary', and a 'Run' button. The main table displays payment transactions with columns for 'Payment Type', 'Amount', 'Date', 'Time', 'Status', 'Number of Transactions', and 'Total Transactions'. The table is filtered for 'Payment Type: 01000000' and 'Amount: 01000000'. The data shows transactions for 'Payment Type: 01000000' and 'Amount: 01000000' for the date '14/11/2022'.

Payment Type	Amount	Date	Time	Status	Number of Transactions	Total Transactions
01000000	01000000	14/11/2022	09:00	Open	1	1
01000000	01000000	14/11/2022	10:00	Open	1	1
01000000	01000000	14/11/2022	11:00	Open	1	1
01000000	01000000	14/11/2022	12:00	Open	1	1
01000000	01000000	14/11/2022	13:00	Open	1	1
01000000	01000000	14/11/2022	14:00	Open	1	1
01000000	01000000	14/11/2022	15:00	Open	1	1
01000000	01000000	14/11/2022	16:00	Open	1	1
01000000	01000000	14/11/2022	17:00	Open	1	1
01000000	01000000	14/11/2022	18:00	Open	1	1
01000000	01000000	14/11/2022	19:00	Open	1	1
01000000	01000000	14/11/2022	20:00	Open	1	1
01000000	01000000	14/11/2022	21:00	Open	1	1
01000000	01000000	14/11/2022	22:00	Open	1	1
01000000	01000000	14/11/2022	23:00	Open	1	1
01000000	01000000	14/11/2022	24:00	Open	1	1

Bug Fixes

The DRG error, that was occurring when running the grouper, has now been amended.

For previous updates, please visit <https://wiki.fydo.cloud/updates-hospital/>

[FYDO Hospital Update 7/11/2022](#)

Informed Financial Consent (IFC) printing multiple copies

When generating an IFC there is now the option to print multiple copies.

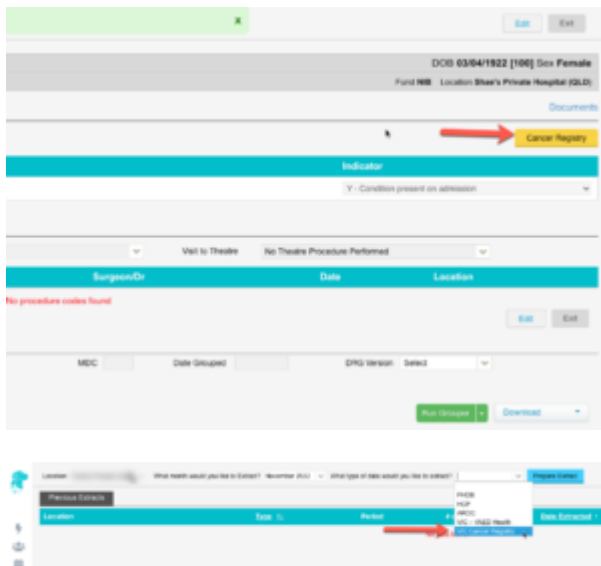


1st of November MBS & Procedure Bandings

Has been added to FYDO.

Cancer Registry addition for Victoria

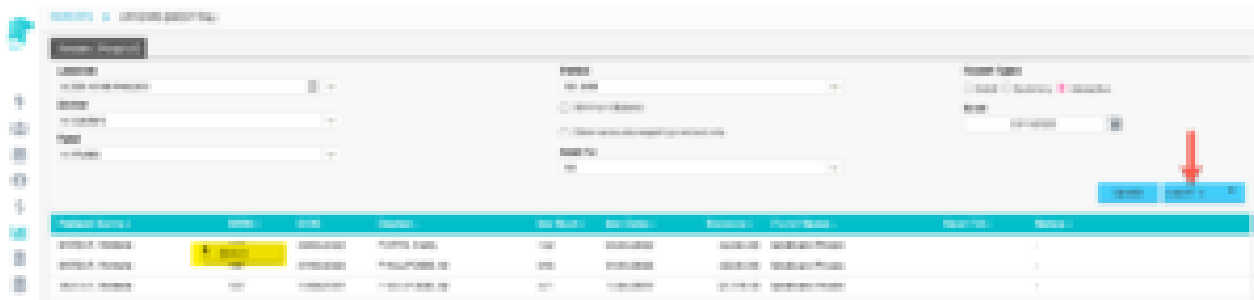
The **Cancer Registry** has been added to the coding screen for facilities in Victoria. You can now extract the Cancer Registry data as a file, ready for monthly submission.



FYDO Hospital Update - October 2022

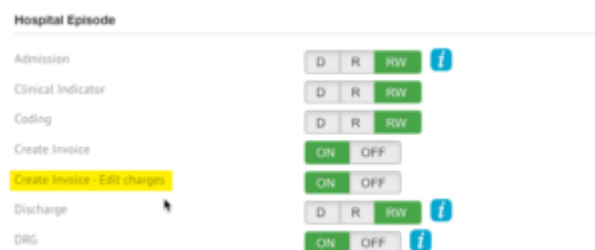
Discharge Screen Enhancement

The cursor will now appear in the **Discharge Time** field when opening the Discharge Screen. This will enable users to simply type the discharge time without having to click in the field first. Another addition to this field is a **Double Click**. When the user double clicks in the **Discharge Time** field the current time will be pre-populated. This will assist users that are discharging in real time.



New Permission Level - Editing Charges When Invoicing

You can now restrict a user groups' ability to edit charges while billing, by switching the Create Invoice - Edit charges function to OFF, under the User Groups Permissions screen.



Session Information Displaying in Appointments Screen

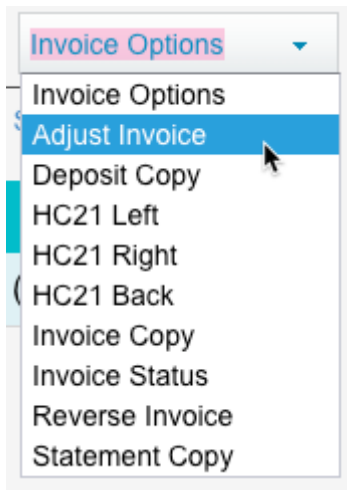
Hovering over the theatre name will now enable users to view:

- Session Times
- Doctors Name
- Anaesthetists Name
- Number of Day Patients
- Number of Inpatients



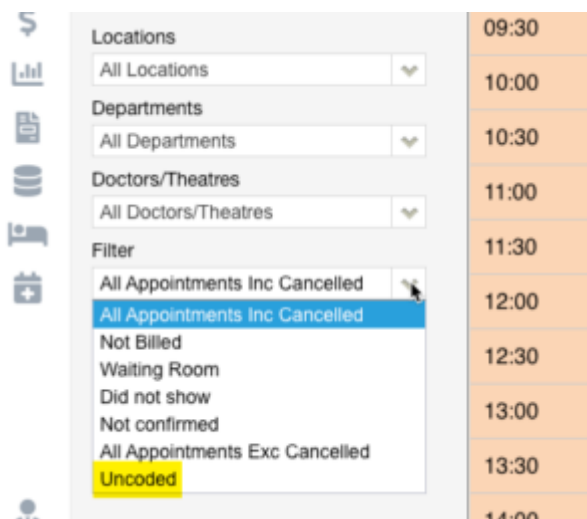
Adjust Invoice now opens in a separate tab

When selecting **Invoice Options > Adjust Invoice**, in the History/Episodes screen, the screen will now open in a new tab. This will enable users to simply close the tab, after performing the adjustment, to return to the screen they were working on.



New Uncoded Filter

There is now the option to view **Uncoded** episodes in the Appointments Screen by using the **Filter** dropdown & selecting **Uncoded**.



Payments Report Addition

The **Admission Date** has been added to the Payments Report.

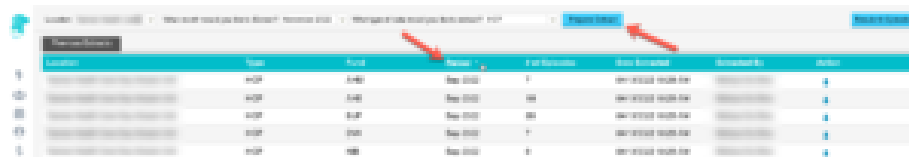
[illegible]

Data Extract Improvements

The **Period** column will now correctly sort files in date order.

The button, that was previously displayed as **Submit**, has been re-named to **Prepare Extract** & re-

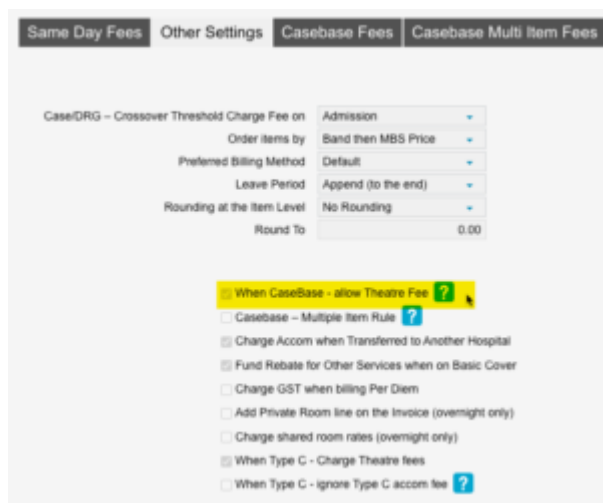
located to **assist** users in the process of getting the data ready to extract.



Location	Item	Fund	Fee	Fee Structure	Rate Contract	Contract No.	Action
...
...
...
...
...

Addition of a New Billing Rule

This new billing rule allows the combination of casebase and theatre banding fees, where secondary items do not have a casebase fee. Untick this feature if the health fund contract does not allow theatre bandings to be charged for subsequent item numbers.



Same Day Fees Other Settings **Casebase Fees** Casebase Multi Item Fees

Case/DRG - Crossover Threshold Charge Fee on Admission
Order items by Band then MBS Price
Preferred Billing Method Default
Leave Period Append (to the end)
Rounding at the Item Level No Rounding
Round To 0.00

☒ When CaseBase - allow Theatre Fee ?
☐ Casebase - Multiple Item Rule ?
☒ Charge Accom when Transferred to Another Hospital
☒ Fund Rebate for Other Services when on Basic Cover
☐ Charge GST when billing Per Diem
☐ Add Private Room line on the Invoice (overnight only)
☐ Charge shared room rates (overnight only)
☒ When Type C - Charge Theatre fees
☐ When Type C - ignore Type C accom fee ?

Raising a ticket for support

When raising a ticket for FYDO support the user will now receive the information in an email notification as well. This will assist users in being able to see the tickets that they have raised.

Bug Fixes

- The issue with the MRN search, from the Appointments Screen, has now been rectified.
- The problem with the Bulk Print feature in **Processing and Payments Reports > Payments** has been fixed & multiple payments can be printed together again.

[FYDO Hospital Update 22/07/2022](#)

Mandatory Admission Fields

We have upgraded the admission screen that will now enforce mandatory fields to be entered in the patient screen to enable the user to move forward to the admission screen. Below is the prompt warning that will alert a user to go back and update those fields, if the user selected the green “Go to patient screen” button they will be able to add the appropriate details immediately.

Mandatory Fields

The following is missing from the patient screen:

- Address
- Suburb
- Postcode
- Marital status
- DVA Card Colour

Please go back to the patient screen and enter missing information

Go to Patient screenOK

To turn on this feature the administrator will be required to do so through the system configuration in settings. Highlight below is the checkbox required to be ticked.

Hospital

Booking		Recovery 1		Manual Admission Number	<input type="checkbox"/>
Arrived		Recovery 2		Alert when referral expired when editing an appointment	<input type="checkbox"/>
Admitted		Recovery 3		Invoicing only allowed if 'Theatre Completed'	<input type="checkbox"/>
Anaesthetic Bay		Ready for Discharge/Ward		On admission, make patient fields mandatory	<input checked="" type="checkbox"/>
In Theatre		Discharged			

Make the accounting period the same as

Monthly Activity Report

For overnight facilities, we have now introduced a “Monthly Activity Report”. This is similar to the report used in Simday to obtain monthly activity figures and can be found in the reports menu under the “Reports - Hospital” tab as highlighted below.

Reports - Hospital

Financial Reports <ul style="list-style-type: none">Adjustments★ Arrears★ Billing Status★ Deleted TransactionsDoctors Totals★ Other Services RevenuePaymentsRevenueUnbilled Revenue	Hospital Reports <ul style="list-style-type: none">Cancelled EpisodesClinical IndicatorsEpisode StatsIncompleteLength of StayMidnight CensusOther Services★ Monthly Patient Activity
--	--

FYDO Hospital Bug Fixes 15/07/2022

- Users were experiencing an issue on the coding screen where the copy previous coding option would disappear after going into the EMR function. This bug has been fixed and users will now still be able to use the copy previous coding function after entering the EMR function.

FYDO Hospital Update 15/07/2022

24-Hour Time

The Edit Episode/Appointment screen now displays all times in 24-hour time. This will be reflected if the users have toggled 24-hour time to be displayed in the Settings screen.

The screenshot displays the 'Edit Episode/Appointment' screen in the FYDO Hospital system, divided into three main sections: Booking Details, Fund Details, and Referring Details.

Booking Details: This section contains various dropdown menus and input fields for patient and appointment information. Key fields include Location (Adams Private Hospital), Theatre/List (Theatre 1), Dr/Surgeon (SMITH, Dr John), Surgical Assistant, Other Surgical Assistant, Anaesthetist (DLES, Dr Nee), Anaesthetic (Primary) (IV/Sedation), Anaesthetic (None), Apmt Date (15/07/2022), Appointment Type (Standard 15 mins), and Proc Notes. A 'Planned Time in Theatre' summary bar at the bottom shows: 15.45 (Planned Time in Theatre), 15.25 (Admission Time), and 15.50 (Procedure Time).

Fund Details: This section displays financial information. It includes Health Fund (AHM - Australian Health Management Group Limited), Membership No. (12341234), UPI (0), Excess (0.00), Co-pay (0.00), Insurance Status (Full Fee), and Claim Details.

Referring Details: This section is for managing referrals. It includes a 'Previous Referrals' dropdown, a 'Referring Doctor' search field with an 'ADD REFERRING DOCTOR' button, a 'Referral To' search field, and a 'Referral Date' field. There are also checkboxes for 'Site Referral (global)', 'NHTP', and 'Inv Hold'.

Positioned Time

The Theatre screen now has an additional time, called Positioned Time, which is an optional time. This time is for recording the time the patient was positioned correctly for surgery. This would be of more importance to Orthopaedic surgery where it can take considerable time to position the patient correctly.

⚡

👤

📅

👤

💰

📊

📄

🔄

🏠

⚕️

Theatre Visits

Anaesthetic Type

IV/Sedation

First

▼

Date

08/07/2022

Pre-Op

Anaesthetic Start

Time In Theatre

09:00

Positioned Time

Procedure Start

Procedure Finished

Time Out Theatre

10:00

Scrub Nurse

Select Scrub Nl

▼

Nurse/Assistant

Select Nurse/As

▼

Surgical Assistant

Other

Scout

Other

Optional Time.
The time the patient was
positioned correctly for
surgery

Bell Animation

We have removed the animation of the bell for patient alerts on both the appointment list and the patient demographic pages. We hope this will allow our users to no longer feel motion sickness when viewing alerts!

Total -1,250.00	Clinic Total 0.00	Hospital Total -1,250.00	🔔 Allergy
-----------------	-------------------	--------------------------	-----------

Time		Name	MRN	Procedure
06:00				
06:30				
07:00	🔔	HANCOCK, Brittany	270	Gastroscopy

Contact Details

The patient demographics page has been updated in the contact person details. When a user selects the option to “Copy Patient Details” when entering a NOK/Emergency Contact, FYDO will now default copy to patients mailing address instead of residential.

Address	15 Courtney Street		
Suburb	CRACE	State	ACT
Mailing Address	152 Kalynda Parade		
Suburb	BOHLE PLAINS	State	QLD
		Postcode	4817

Bug Fixes

- Users were experiencing an issue on the coding screen where the copy previous coding option would disappear after going into the EMR function. This bug has been fixed and users will now still be able to use the copy previous coding function after entering the EMR function.
- The appointment screen has now been updated to include an option of entering “Bed Notes” for overnight/inpatient bookings. This will allow the user to enter any notes relevant to the patient’s overnight stay/nursing staff to update notes for handover.

Patient Category	Inpatient	Start at Day	1	Discharge	0
Accom Type	Accom - Medical	Room Type	Shared		
Bed Notes	Falls risk				

[FYDO Hospital Update 02/06/2022](#)

Financial Notes - Next Follow Up

This week’s update has include a super helpful follow up tool for debt collection. To access this new feature, when you are in the patients episode/history screen, select “Financial Notes” in the bottom left note section, and it will now bring up an empty date field.

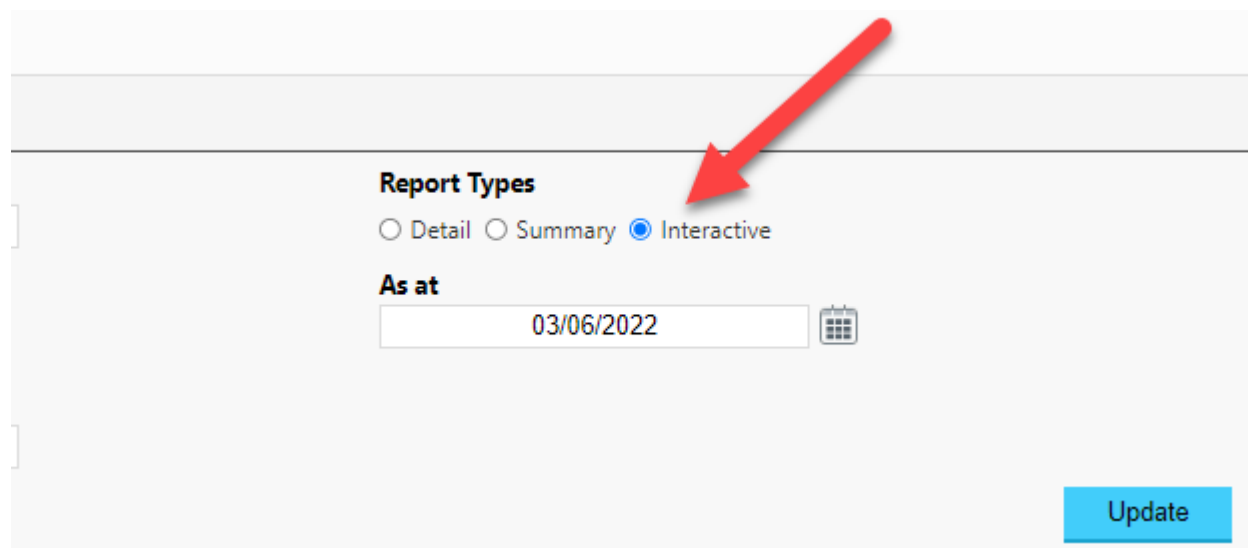
Episode Notes	Financial Notes	Audit
<div>Next follow up date <input type="text"/></div>		
<div>Edit Note</div>		

Once entering a date into this field when completing your financial follow ups, it will flow through

into our new interactive reporting detailed in this update (see below). Users will be able to filter their arrears report based off this next follow up date. This will make it user-friendly in following up outstanding debts in a timely manner.

Interactive Arrears Report - Phase 1

We are improving the way our users can utilize FYDO's reporting functions and have released phase 1 of our interactive reporting. We have started with the arrears report. There is now an option under *Reports Types* called "Interactive."



Report Types

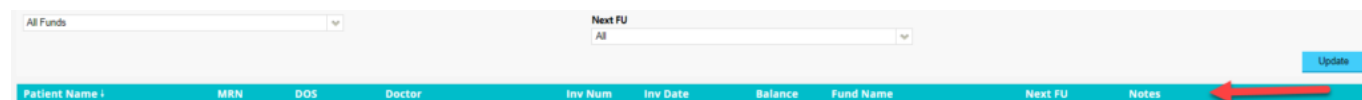
☐ Detail ☐ Summary ☒ Interactive

As at

03/06/2022

Update

When interactive mode is selected, users will be able to view their outstanding debt (arrears), defined down to patient specifics.



All Funds

Next FU: All

Update

Patient Name	MRN	DOS	Doctor	Inv Num	Inv Date	Balance	Fund Name	Next FU	Notes
--------------	-----	-----	--------	---------	----------	---------	-----------	---------	-------

When entering a next follow up date on the patient episode screen, this report will now enable a user to filter their arrears report by next follow up. The options will include: *all, date not set, future, today, as well as today and overdue*. When selecting today and overdue for example, it will show the user any invoice that is due or overdue based on the *Next Follow Up* date..

Period

All Debt

☐ Minimum Balance
☐ Show accounts requiring a refund only

Next FU

Today and overdue

All
Date not set
Future
Today
Today and overdue

This is just phase 1 of this interactive report, we plan to add a right click menu that will allow you to go to the patient screen, the history screen etc. However we wanted to release phase 1 and wait for further feedback and then work on phase 2.

QLD Hospitals ONLY: Changes to the admission state specific data

Our QLD Facilities will notice that an additional 5 drop down menus have been added to the admission screen. This is to allow for QLD Mental Health sites to submit data to QLD as an updated prerequisite for reporting. The 5 highlighted drop down options below only apply to mental health sites and can be ignored by all other sites.

State Specific Data

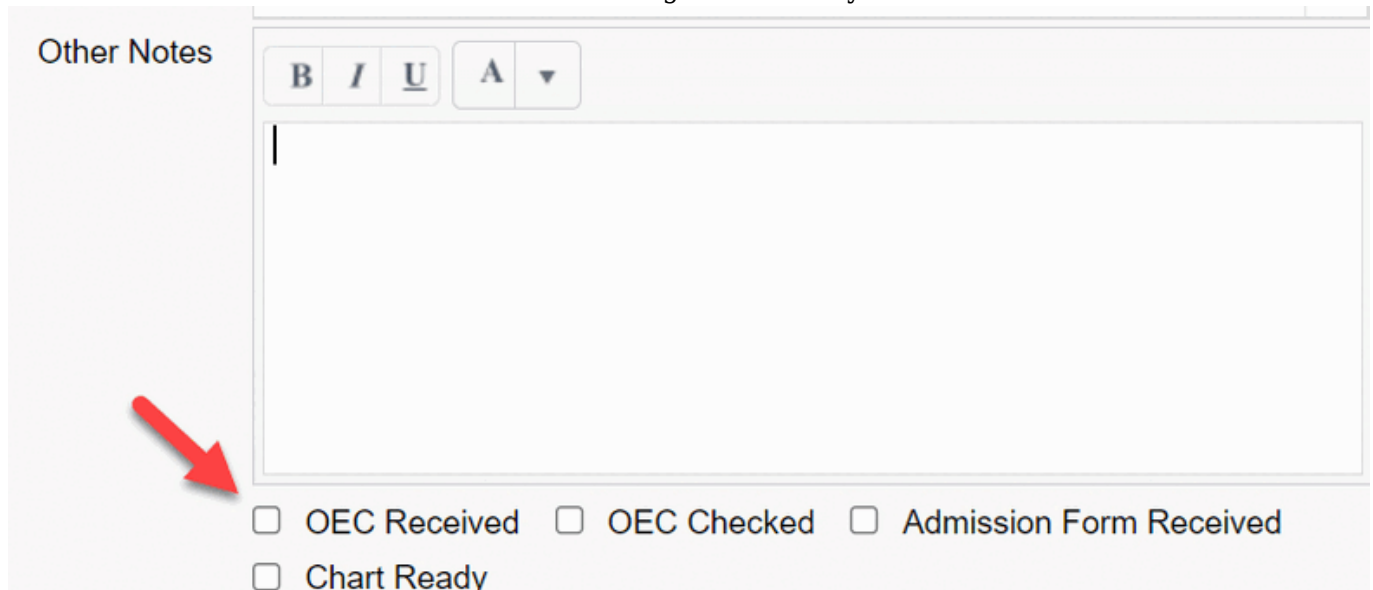
Care Type	Acute		
Source of Referral	Private Med Practitioner (excl psychiatrist)		
Planned Same Day	Yes		
Insurance Status	Hospital insurance		
Contract Type			
Contract Role			
Elective Patient Status	Elective Admission		
Usual Accommodation			
Pension Status	No pension/benefit		
1 st Adm for P.A.			
Referral to Further Care	Community health program		
Prev. Spec. Non-Admitted P.A.			

FYDO Hospital Update 24/05/2022

New Check Boxes

FYDO has been updated to include a new check box functions to make completing your OEC and pre-admissions tasks easier to view. On the Edit Appointment screen, underneath the “other notes” free text box, there are now four check box options: *OEC Received*, *OEC Checked*, *Admission Form Received*, and *Chart Ready*. When these actions take place, users can manually check the box which will correspond to a green tick on the appointment screen, these will also be recorded in the audit trail.

Please keep in mind these green ticks do not naturally show on your default Appointment layout. You will need to create a custom view and add these green ticks if you wish to see them.



Other Notes

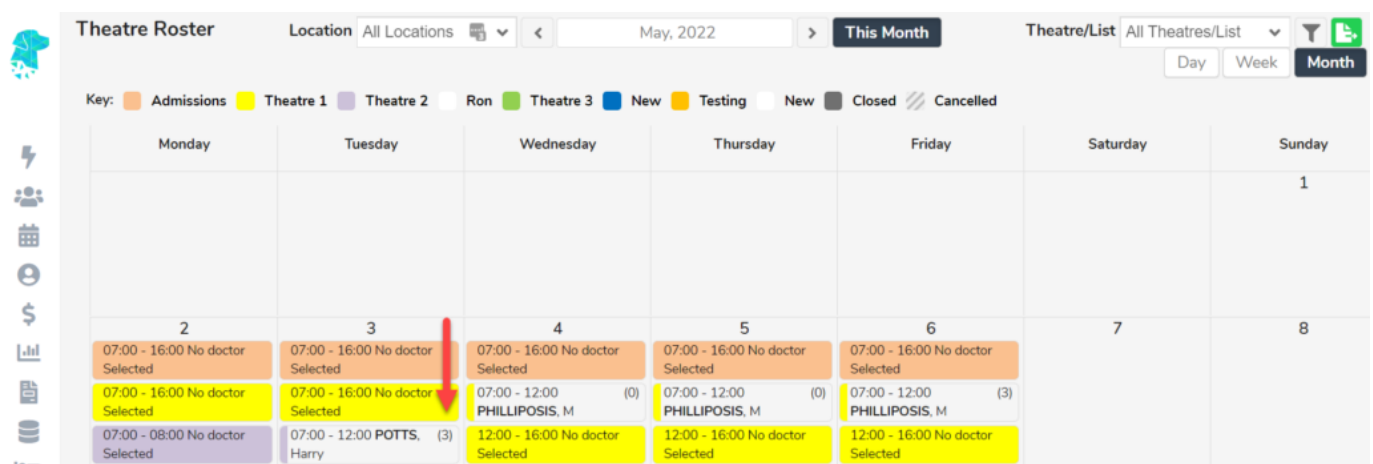
B **I** **U** **A** ▼

☐ OEC Received ☐ OEC Checked ☐ Admission Form Received

☐ Chart Ready

Theatre Roster Monthly Views

FYDO Theatre Roster Monthly view has now been updated to show the number of patients booked for each session showing on the main screen without having to click into each session.



Theatre Roster		Location	All Locations	May, 2022	This Month	Theatre/List	All Theatres/List	Day	Week	Month
Key: Admissions Theatre 1 Theatre 2 Ron Theatre 3 New Testing New Closed Cancelled										
Monday	Tuesday	Wednesday	Thursday	Friday	Saturday	Sunday				
						1				
2	3	4	5	6	7	8				
07:00 - 16:00 No doctor Selected	07:00 - 16:00 No doctor Selected	07:00 - 16:00 No doctor Selected	07:00 - 16:00 No doctor Selected	07:00 - 16:00 No doctor Selected						
07:00 - 16:00 No doctor Selected	07:00 - 16:00 No doctor Selected	07:00 - 12:00 (0) PHILLIPOSIS, M	07:00 - 12:00 (0) PHILLIPOSIS, M	07:00 - 12:00 (3) PHILLIPOSIS, M						
07:00 - 08:00 No doctor Selected	07:00 - 12:00 POTTS, Harry (3)	12:00 - 16:00 No doctor Selected	12:00 - 16:00 No doctor Selected	12:00 - 16:00 No doctor Selected						

24hr Time

Users can now select to view their Appointments in 24hr time. To do this, the user simply needs to

go to settings > System Configuration > Appointment Display Time and select 24hour time.

If you do not have permission to make these changes you will need to speak to someone within your organisation that does have access.



Default View Update

FYDO has rolled out a fantastic new and useful tool on the main appointments screen where you can now create your own relevant customised appointment screen. Once you have tailored your appointment screen to include all columns suitable to your needs, simply save this view and it will be visible to all staff at your site. You can also favourite this view by selecting the heart icon which will make FYDO default to this view when opening the appointment screen.

Locations

All Locations

Departments

All Departments


Doctors/Theatres


All Doctors/Theatres

Filter


All Appointments Inc Cancelled

Action

 Walk Patient In

 Find Available Appointment

Select an action



https://wiki.fydo.cloud/wp-content/uploads/2022/05/2022-05-24_11-27-37.mp4