

# [FYDO Clinic Update - 07/12/23](#)

## Accounts (Clinic) Permissions

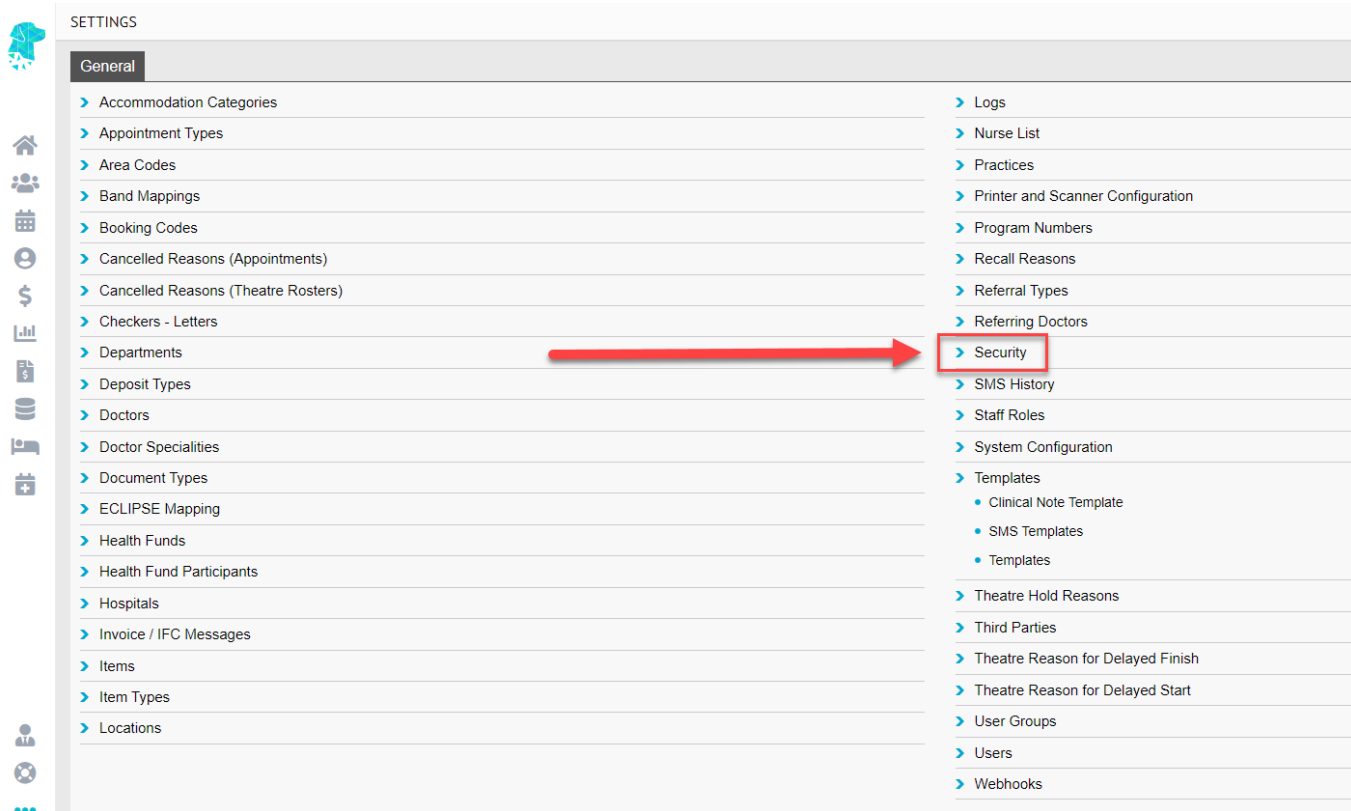
Clinic Accounts permissions have been moved from the **Patient** section within user groups to its own section called **Accounts (Clinic)**.

**Apply Payments** and **Apply Adjustments** have also been split into 2 separate permissions. Previously, they were together as a permission.

Accounts (Clinic)					
Accounts	<input type="checkbox"/> ON	<input type="checkbox"/> OFF	Bill	<input type="checkbox"/> ON	<input type="checkbox"/> OFF
Apply Adjustments	<input type="checkbox"/> ON	<input type="checkbox"/> OFF	Delete Transactions	<input type="checkbox"/> ON	<input type="checkbox"/> OFF
Apply Payments	<input type="checkbox"/> ON	<input type="checkbox"/> OFF	Reverse Invoices	<input type="checkbox"/> ON	<input type="checkbox"/> OFF

## Security Settings Relocation

The **Security Settings**, originally located in **System Configuration**, can now be accessed directly from Settings. This change is designed to provide more control over user access to this section of FYDO.



These Security Settings include:

- Webhooks
- API Key
- 2 Factor Authentication Settings
- Single Sign On Settings

A new permission control has been added to **Settings > User Groups**. This change helps clinics grant specific users access to **System Configuration** without necessarily providing access to **Security**.

The new permission control will be defaulted to 'D - Deny' for all users except the Subscriber, who can adjust this setting for the required user groups.

**Settings General**

Accommodation Category	D	R	RW	Nurse List	D	R	RW
Appointment Types	D	R	RW	Practices	D	R	RW
Area Codes	D	R	RW	Program Numbers	D	R	RW
Band Mappings	D	R	RW	Recall Reasons	D	R	RW
Booking Codes	D	R	RW	Referral Types	D	R	RW
Cancelled Reasons (Appointments)	D	R	RW	Referring Doctor	D	R	RW
Cancelled Reasons (Theatre Rosters)	D	R	RW	<b>Security</b>	<b>D</b>	R	RW
Departments	D	R	RW	SMS Setup	D	R	RW
Deposit Types	D	R	RW	SMS Templates	D	R	RW
Doctors	D	R	RW	Staff Roles	D	R	RW
Doctor Specialities	D	R	RW	System Configuration	D	R	RW
Document Types	D	R	RW	Templates	D	R	RW
ECLIPSE mappings	D	R	RW	Theatre Hold Reasons	D	R	RW
Health Funds	D	R	RW	Theatre Reason for Delayed Finish	D	R	RW
Hospitals	D	R	RW	Theatre Reason for Delayed Start	D	R	RW
Invoices Messages	D	R	RW	Third Parties	D	R	RW
Items	D	R	RW	User Groups	D	R	RW
Item Types	D	R	RW	Users	D	R	RW
Locations	D	R	RW	Users - Unblock	ON	OFF	



## Items Report

Additional fields have been added to the **Items Report** when exported in raw data format.

- Patient Mobile
- Patient Email
- Patient Address

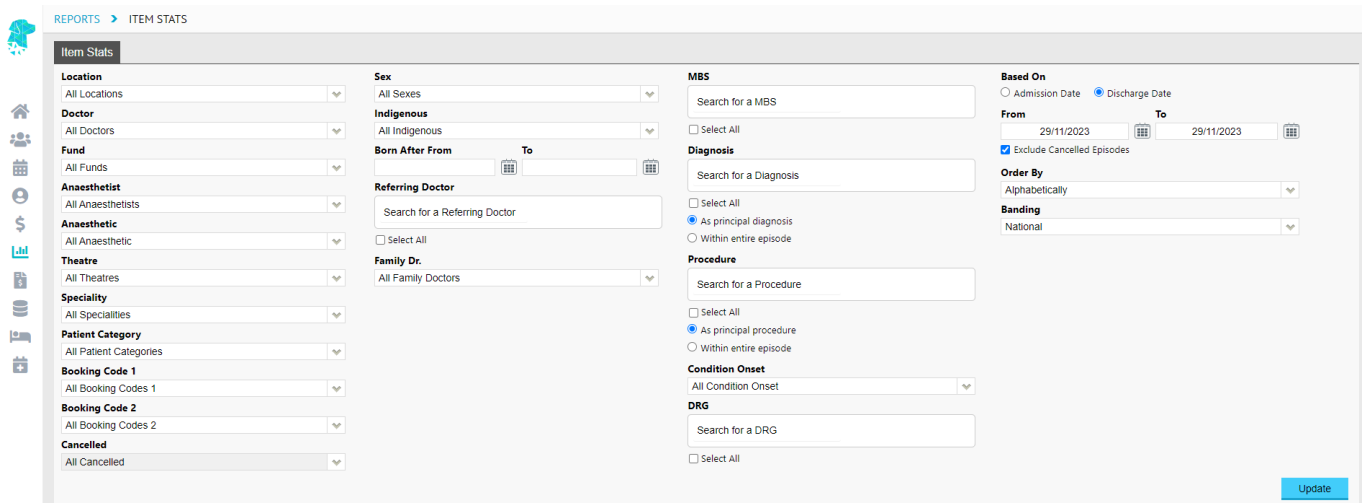
Mobile	Email	PatientAddress1	PatientAddress2	PatientSuburb	PatientState	PatientPostcode
0414-456-78	<a href="mailto:jones@test.com">jones@test.com</a>	111 Fly St		DARLINGHURST	NSW	2010
0414-456-78	<a href="mailto:jones@test.com">jones@test.com</a>	111 Fly St		DARLINGHURST	NSW	2010
0414-456-78	<a href="mailto:jones@test.com">jones@test.com</a>	111 Fly St		DARLINGHURST	NSW	2010

For previous updates, please visit <https://wiki.fydo.cloud/updates-clinic/>

# FYDO Hospital Update - 30/11/2023

## New Report - Item Stats

A new **Item Stats Report** has been added to FYDO that allows users to obtain statistics on all items listed in the Theatre Screen. This will allow users to collate data easily and efficiently on numbers of procedures performed, whether they are primary or subsequent procedures.



## Revenue Report Additions

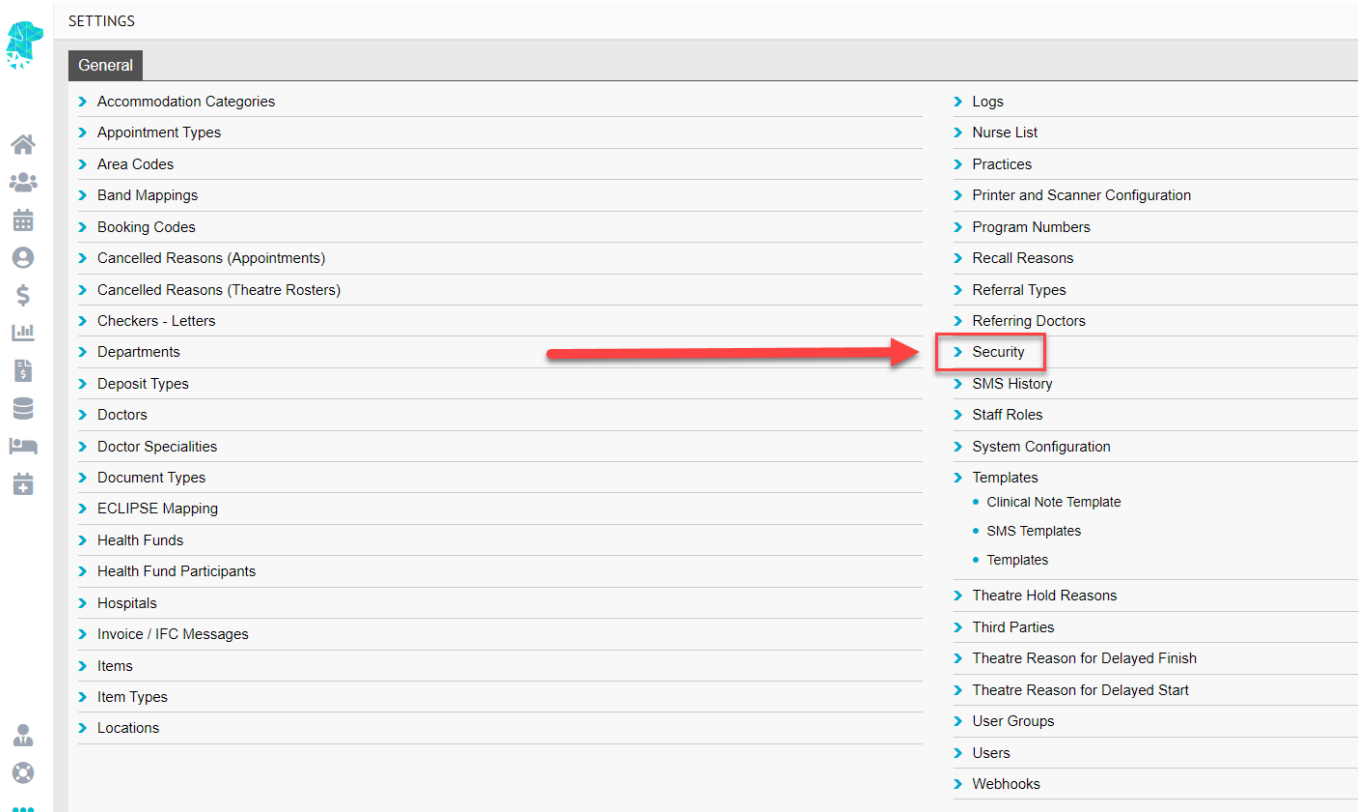
Additional fields have been added to the **Excel - Raw Data Export** of the **Revenue Report**. These fields include:

- Theatre ID
- Theatre Name
- Time In Theatre (*First theatre visit*)
- Time Out Theatre (*First theatre visit*)
- Minutes in Theatre (*First theatre visit*)

C	D	E	F	G	H	I	J	K	L	AP	AQ	AR	AS	AT	AU	AV
MRN	EpiNum	InvNum	AccountIn	DateSent	Surname	First name	Admission D	Discharge D	InvSurgeon Name	Theatre	TheatreName	Anaesthe	TimeInTheatre1	TimeOutTheatre1	Day Category	MinsInTheatre1
129	15	157	01/11/202	Peep	Bo	01/11/2023	01/11/2023	Connors, Curtis		1 Theatre 1	1 Theatre 1	IV/Sedati	08:00	08:45	D/O	45
103	61	160	20/11/202	Day	Doris	13/11/2023	13/11/2023	Pierce, Hawkeye		1 Theatre 1	1 Theatre 1	IV/Sedati	08:00	08:20	D/O	20
113	39	161	13/11/202	Smith	John	13/11/2023	13/11/2023	Pierce, Hawkeye		1 Theatre 1	1 Theatre 1	IV/Sedati	10:00	10:20	D/O	20
113	39	162	13/11/202	Smith	John	13/11/2023	13/11/2023	Pierce, Hawkeye		1 Theatre 1	1 Theatre 1	IV/Sedati	10:00	10:20	D/O	20
129	17	159	13/11/202	Peep	Bo	13/11/2023	13/11/2023	Pierce, Hawkeye		1 Theatre 1	1 Theatre 1	IV/Sedati	08:00	08:20	D/O	20
122	6	163	29/11/202	Knight	Kathy	29/11/2023	29/11/2023	House, Greg		1 Theatre 1	1 Theatre 1	IV/Sedati	10:00	10:20	D/O	20

## Security Settings Relocation

The **Security Settings**, originally located in **System Configuration**, can now be accessed directly from Settings. This change is designed to provide more control over user access to this section of FYDO.



These Security Settings include:

- Webhooks
- API Key
- 2 Factor Authentication Settings
- Single Sign On Settings

A new permission control has been added to **Settings > User Groups**. This change helps facilities grant specific users access to **System Configuration** without necessarily providing access to **Security**.

The new permission control will be defaulted to 'D - Deny' for all users except the Subscriber, who can adjust this setting for the required user groups.

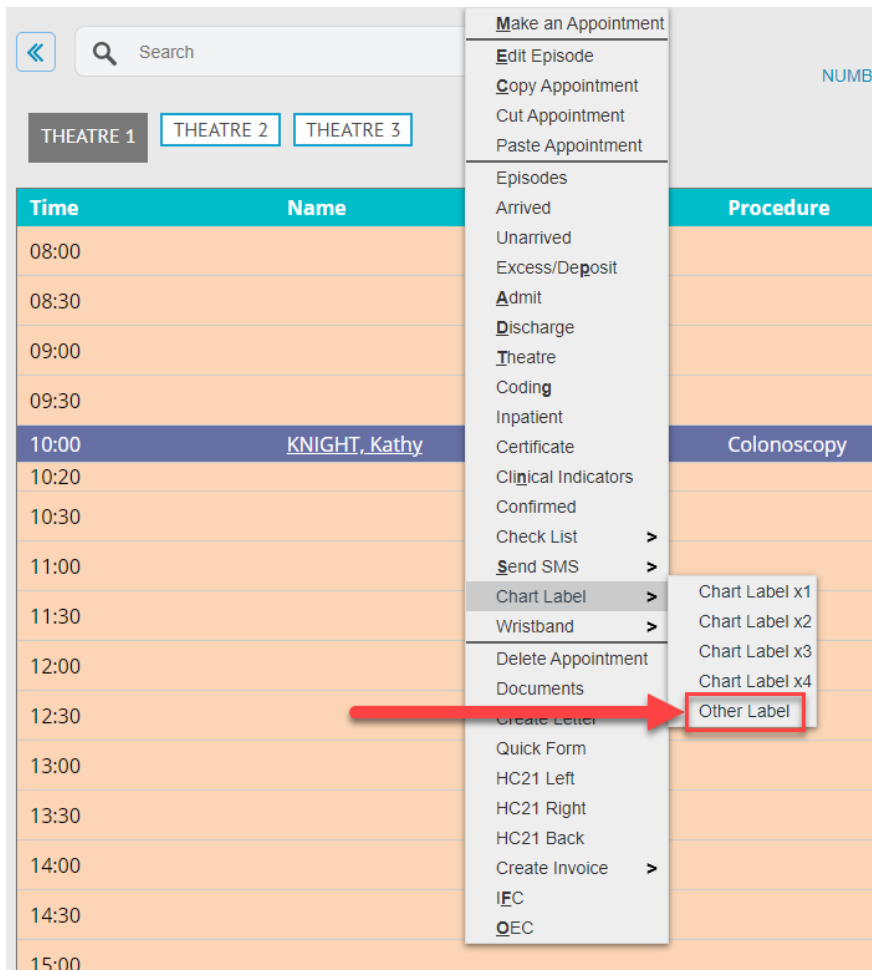
**Settings General**

Accommodation Category	D	R	RW	Nurse List	D	R	RW
Appointment Types	D	R	RW	Practices	D	R	RW
Area Codes	D	R	RW	Program Numbers	D	R	RW
Band Mappings	D	R	RW	Recall Reasons	D	R	RW
Booking Codes	D	R	RW	Referral Types	D	R	RW
Cancelled Reasons (Appointments)	D	R	RW	Referring Doctor	D	R	RW
Cancelled Reasons (Theatre Rosters)	D	R	RW	Security	D	R	RW
Departments	D	R	RW	SMS Setup	D	R	RW
Deposit Types	D	R	RW	SMS Templates	D	R	RW
Doctors	D	R	RW	Staff Roles	D	R	RW
Doctor Specialities	D	R	RW	System Configuration	D	R	RW
Document Types	D	R	RW	Templates	D	R	RW
ECLIPSE mappings	D	R	RW	Theatre Hold Reasons	D	R	RW
Health Funds	D	R	RW	Theatre Reason for Delayed Finish	D	R	RW
Hospitals	D	R	RW	Theatre Reason for Delayed Start	D	R	RW
Invoices Messages	D	R	RW	Third Parties	D	R	RW
Items	D	R	RW	User Groups	D	R	RW
Item Types	D	R	RW	Users	D	R	RW
Locations	D	R	RW	Users - Unblock	ON	OFF	

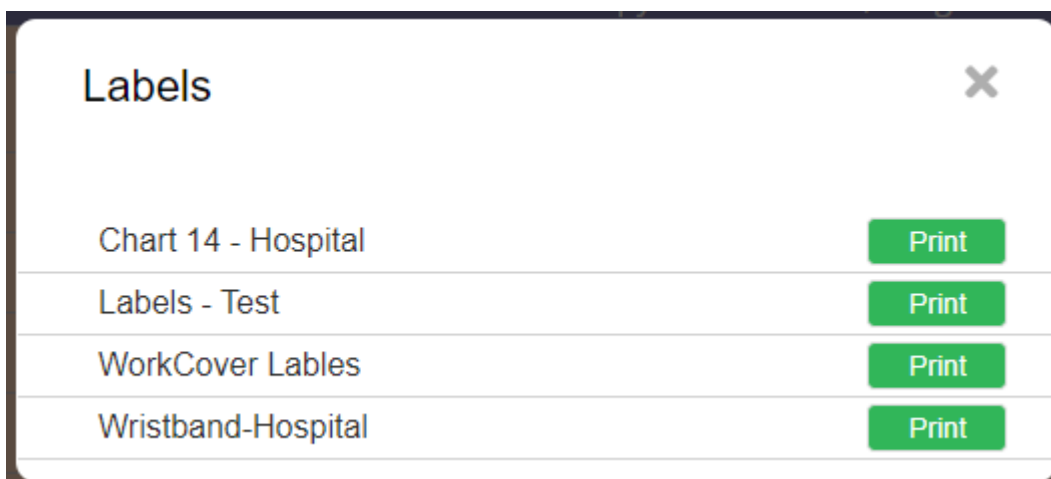
## Adding Multiple Label Templates

FYDO now supports multiple label templates. Users can choose from various label templates, loaded into their database, by utilising the **Other Label** option under **Chart Label**.

The **Default** chart label template will still print when any of the original options (*Chart Label x1, Chart Label x2 etc*) are selected.



When selecting the **Other Label** option, a pop-up will display a list of available Chart Label Templates.



## Bug Fixes

- The original default **Print List > Order of List** (Theatre, Booking Time, Doctor, Anaesthetist) has been reinstated.
- The speed issue some sites were experiencing while running the **Arrears Report** has been improved.
- The problem some users encountered with updating the doctor from the Theatre Roster Screen, which was not feeding into DOX, has now been resolved.

---

## [FYDO Clinic Update 27/11/23](#)

### Batch Hyperlink

On the **Invoice Details** screen, we have introduced hyperlinks that will take the user to the batch where the invoice is located within the **Claiming Medical** screen.

Simply, click on the **Batch ID**, **Batch #** or the **Batch Status** of an invoice from the **Invoice Details** screen to go directly to where the invoice is located.

The screenshot shows the 'Invoice Details' screen with the following information:

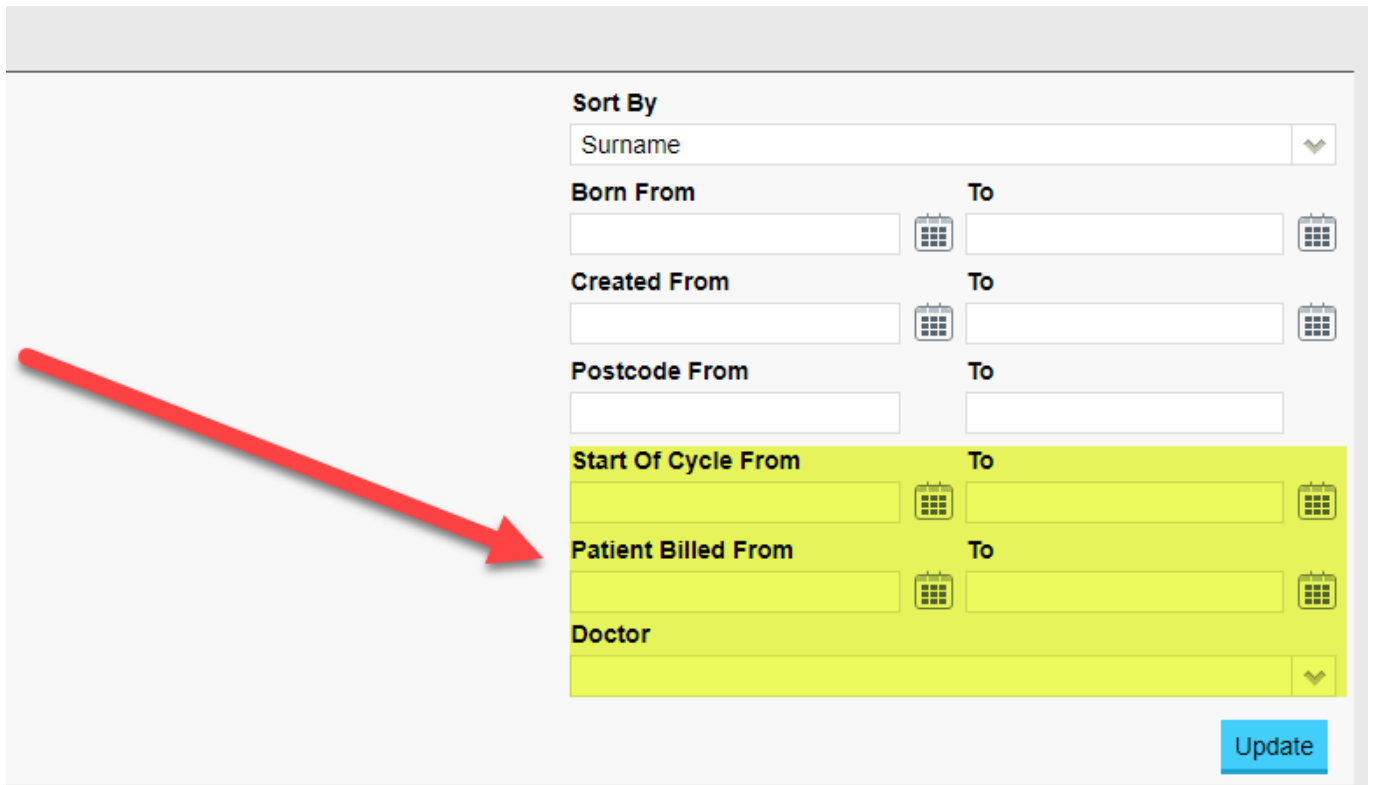
Invoice Number	84	Location	Clinic Tour (ID:1)	Claimant Name	
Service Type	ECLIPSE - Agreement - Inpatient	Servicing Doctor	Smith (Happy Lake), John (ID: 2)	Claimant Medicare No	
Payor	BUPA Australia	Billing Notes	HOS: ABC Test 123456AF	Referral Date	-- 0 months
Status	Paid	Referring Doctor	-	Referral Flag	N - Not required (non referred)
Invoiced	\$1,000.00	Batch ID	37	Batch #	A000010
		Batch Status	Received		

Below the batch information, there are three red arrows pointing to the 'Batch ID', 'Batch #', and 'Batch Status' fields, indicating they are hyperlinks. To the right of the batch information, there is a link for 'View voided transactions' and a 'Print Invoice' button.

### Patient Stats Report

New filter options have been added to the **Patient Stats Report**.

This report can now be filtered based on Community Nursing patients start of cycle date (*Please note- to retrieve acucare data, a patients cycle information must be kept up to date within their patient file*), patients billed within a specific date range and it can also be filtered to show patients billed under a specific doctor.



The screenshot shows a search filter interface with the following fields:

- Sort By**: Surname (dropdown)
- Born From**: [ ] To [ ] (calendar icons)
- Created From**: [ ] To [ ] (calendar icons)
- Postcode From**: [ ] To [ ]
- Start Of Cycle From**: [ ] To [ ] (calendar icons) - highlighted in yellow with a red arrow pointing to it.
- Patient Billed From**: [ ] To [ ] (calendar icons)
- Doctor**: [ ] (dropdown)

An **Update** button is located at the bottom right of the filter area.

For previous updates, please visit <https://wiki.fydo.cloud/updates-clinic/>

## [FYDO Hospital Update - 23/11/2023](#)

### **New Option Added to Print List**

We have introduced a new 'Order of List' option in FYDO, allowing lists to be organised based on **Theatre** and **Admission time**, in addition to the original option of Booking Time.

THEATRE 1 THEATRE 2 THEATRE 3

Time	Name	MRN	Procedure	Surgeon	Notes
08:00					
08:20					
08:40					
09:00	MU				
09:15					
09:20					
09:40					
10:00					
10:20					
10:40					
11:00					
11:20					
11:40					
12:00					
12:20					
12:40					
13:00					
13:20					
13:40					

**Print List** [X]

Template Theatre list

Order of List Doctor, Booking Time

Theatre Doctor, Booking Time  
Estimated Recovery Time  
Patient Name

Surgeon **Theatre, Admission Time**

New Page Theatre, Booking Time

From Date Theatre, Booking Time, Doctor, Anaesthetist

Time From 00:00 Time To 23:59

Options  Include dummy appointments  
 Include cancelled appointments

Copies 1

Print Export To Cancel

## [FYDO Clinic Update 09/11/2023](#)

### Print Multiple Invoices

Users now have the option to print multiple invoices at once for a patient.

Simply **Tick** the required invoices > Click on the **Select** drop-down arrow > **Print PDF**

109 - JONES, Sandra

Patient Details | Other | Appointments | F

List Type Summary Account Status All

Select 9 Items Selected

✓	Inv#	DOS ↑
✓	84	12/10/2023
✓	82	28/09/2023
✓		28/09/2023
✓	80	11/09/2023
✓	79	01/09/2023
✓	63	25/06/2023
✓	56	23/05/2023
✓	53	22/05/2023
✓	52	02/05/2023

109 - JONES, Sandra

Patient Details | Other | Appointments

List Type Summary Account Status All

Select 9 Items Selected

✓	Inv#	DOS ↑
✓	84	12/10/2023
✓	82	28/09/2023
✓	83	28/09/2023
✓	80	11/09/2023
✓	79	01/09/2023
✓	63	25/06/2023
✓	56	23/05/2023
✓	53	22/05/2023
✓	52	02/05/2023

## Bug Fix

- The issue some users were experiencing with being unable to email invoices has been resolved.

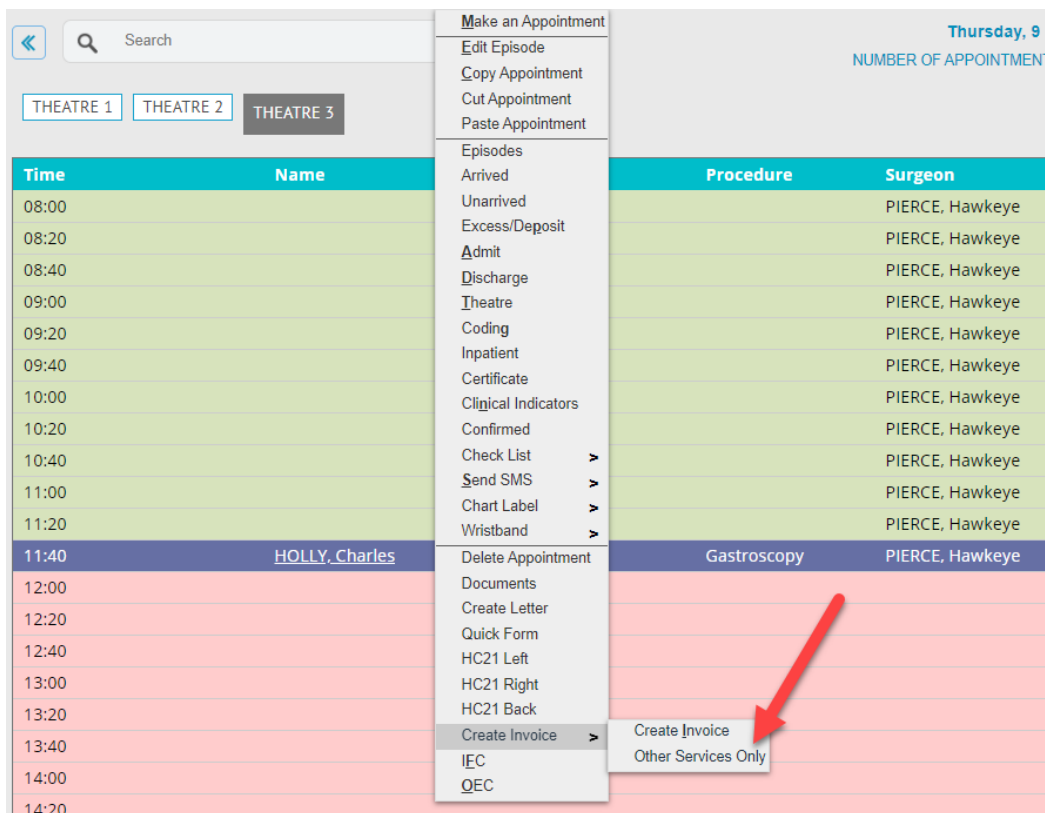
For previous updates, please visit <https://wiki.fydo.cloud/updates-clinic/>

## [FYDO Hospital Updates - 8/11/2023](#)

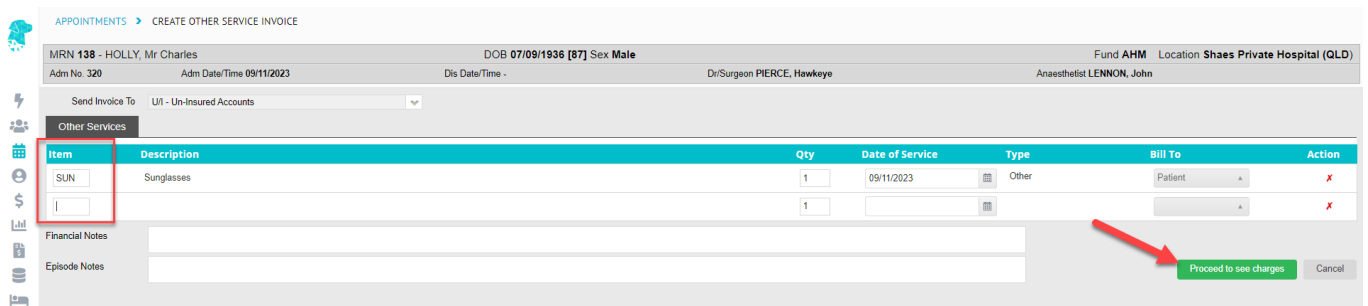
### New “Other Services Only” Invoice Feature

FYDO has an exciting new feature that allows users to raise an **Other Services Only Invoice** for booked appointments. Episodes do not have to be admitted and discharged for this function to be utilised, which will allow invoices to be raised for sundry items e.g. sunglasses, RAT tests or cancellation fees.

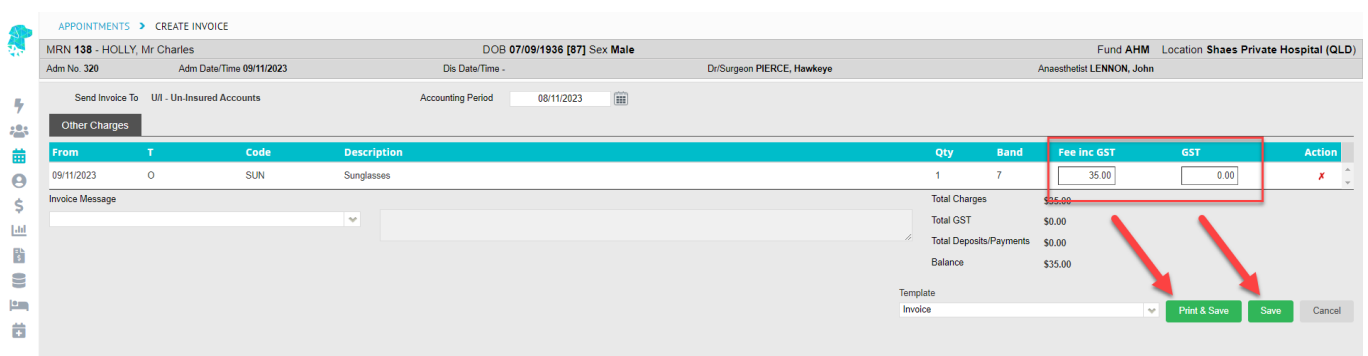
This option is located alongside the **Create Invoice** option on the Appointments Screen right-click menu, with the fast key "I" still retaining its original function of creating a normal invoice for the episode, once it is complete.



When **Other Services Only** is selected, users will see a reduced version of the normal invoicing screen, where they can add the required items that are to be billed to the patient prior to clicking **Proceed to see charges**.



Following the normal invoicing process, the charges for the item will be displayed to enable the user to check the amounts prior to clicking **Save** or **Print & Save**.



All functions, including the calculation of GST, are the same as the usual invoicing screen.

## Addition to the Arrears (Hospital) Report

The Excel - Raw Data extract of the Arrears (Hospital) report will now show the **Theatre Name** along with the **Theatre ID**.

	AE	AF	AG	AH	AI	AJ	AK	AL	AM	AN	AO	AP	AQ	AR	AS	AT	AU	AV
1	EpiFundId	Members	AccomTyp	NextFU	FinNotes	BillerID	BillerNam	BillerCont	Injury	DateAccid	ClaimNo	OtherID	OtherNam	OtherCor	Theatre	TheatreName		
2	35	12345678E	Accom - M												3	Theatre 3		
3	51	0	Accom - M												1	Theatre 1		
4	35		Accom - M												1	Theatre 1		
5	35		Accom - M												3	Theatre 3		
6	35		Accom - M												3	Theatre 3		
7	51		Accom - M												3	Theatre 3		
8	51		Accom - M												1	Theatre 1		
9	51		Accom - A												1	Theatre 1		
10	51		Accom - M												3	Theatre 3		
11	51		Accom - A												1	Theatre 1		

## Addition to the Deleted Transactions Report

The Deleted Transactions Report now has an Excel - Raw Data option. This option can be utilised by running the report and clicking on **Export to > Excel - Raw Data**.

The screenshot shows the 'Deleted Transactions' report interface. At the top, there are filters for Location (All Locations), Doctor (All Doctors), Order By (Alphabetically), and a checkbox for 'Include Re-raised Transactions'. Below these are 'Deleted Dates' (From: 09/10/2023, To: 08/11/2023), 'Accounting Period' (From: , To: ), and 'Date of Service' (From: , To: ). An 'Update' button is on the right. The main table area shows a table for 'Shaes Private Hospital' with columns: Patient Name, MRN, Inv#, T, Description, Service Date, Trn Date, Amount, Fund, Doctor, Deleted, Deleted By. A single row is visible for 'KNIIGHT, Kathy' with a description 'Voided on 08/11/2023 - Incorrect Amount - Excess Payment. EFTPOS'. At the bottom right, there is a 'Print' button and an 'Export To' dropdown menu. The dropdown menu is open, showing options: 'Excel', 'Excel - Raw data', and 'PDF'. A red arrow points to the 'Excel - Raw data' option.

# FYDO Hospital Update - 2/11/2023

## 1<sup>st</sup> of November National Procedure Banding & MBS Update

The latest update of the National Procedure Banding & MBS Medical Fees has been loaded into FYDO.

## Addition to the Adjustments (Hospital) Report

The Excel - Raw Data extract of the Adjustments (Hospital) report will now show the **Theatre Name** along with the **Theatre ID**.

C	D	E	F	G	H	I	J	K	L	M	N	O	P	Q	R	S	T	U	V	W	X	Y
1	RN	InvNum	patSurname	patFirstname	Deceased	HF	HF Memb	AdmDate	DisDate	Code	Descriptio	Amount	DateOfSei	Accountin	AuditDate	DrSurname	DrFirstName	Range	User	Theatre	TheatreName	
2	12	34	Dean	James		U/I	123456	08/03/202	08/03/202	ADIJUS	Adjustme	250	08/03/202	16/10/202	16/10/202	House	Greg	01/07/2023	To Shae Darr (A	1	Theatre 1	
3	18	97	Porgy	Georgy		MPL	123456785	18/07/202	18/07/202	ADIJUS	Adjustme	305	18/07/202	18/07/202	18/07/202	House	Greg	01/07/2023	To Shae Darr (AC	3	Theatre 3	
4	13	129	Day	Doris		AHM	12312345	15/08/202	15/08/202	ADIJUS	Adjustme	250	15/08/202	15/08/202	15/08/202	Connors	Curtis	01/07/2023	To Shae Darr (AC	1	Theatre 1	
5	14	119	LETTERS	CAPITAL		ACA		03/08/202	03/08/202	ADIJUS	Adjustme	500	03/08/202	25/08/202	25/08/202	Pierce	Hawkeye	01/07/2023	To Paula Martin	1	Theatre 1	
6																						

## Addition to the Payments (Hospital) Report

The Excel - Raw Data extract of the Payments (Hospital) report will now show the **Theatre Name** along with the **Theatre ID**.

A	B	C	D	E	F	G	H	I	J	K	L	M	N	O	P	Q	R	S	T	U	V	W	X
1	LocID	LocName	MRN	InvNum	patSurname	patFirstname	HF	HF Memb	AdmDate	DisDate	Code	Descriptio	Amount	DateOfServ	Accounting	AuditDate	Drawer	DrSurname	DrFirstName	Range	User	Theatre	TheatreName
2	1	Shaes Priv	132	150	Mouse	Mickey	BUP	123456	09/10/2023	09/10/2023	DEPOS	Excess Pa	-250	09/10/2023	09/10/2023	09/10/2023	Mouse, M	House	Greg	01/10/202	Shae Darr	2	Theatre 2
3	1	Shaes Priv	132	151	Mouse	Mickey	U/I	123456	09/10/2023	09/10/2023	DEPOS	Deposit A	-1500	09/10/2023	09/10/2023	09/10/2023	Mouse, M	House	Greg	01/10/202	Shae Darr	2	Theatre 2
4	1	Shaes Priv	133	149	Says	Simon	HCF	123456	04/10/2023	04/10/2023	DEPOS	Excess Pa	-500	04/10/2023	04/10/2023	04/10/2023	Says, Sim	House	Greg	01/10/202	Shae Darr	1	Theatre 1
5																							
6																							
7																							

## Bug Fixes

- The issue that some users experienced when trying to apply a 4-digit figure to the discount field, on the IFC, has been resolved.
- The issue that some users experienced when trying to print the HC21 - Right form, over multiple pages,
- has been resolved.

# [FYDO Hospital Update - 26/10/2023](#)

## Theatre Roster Additions

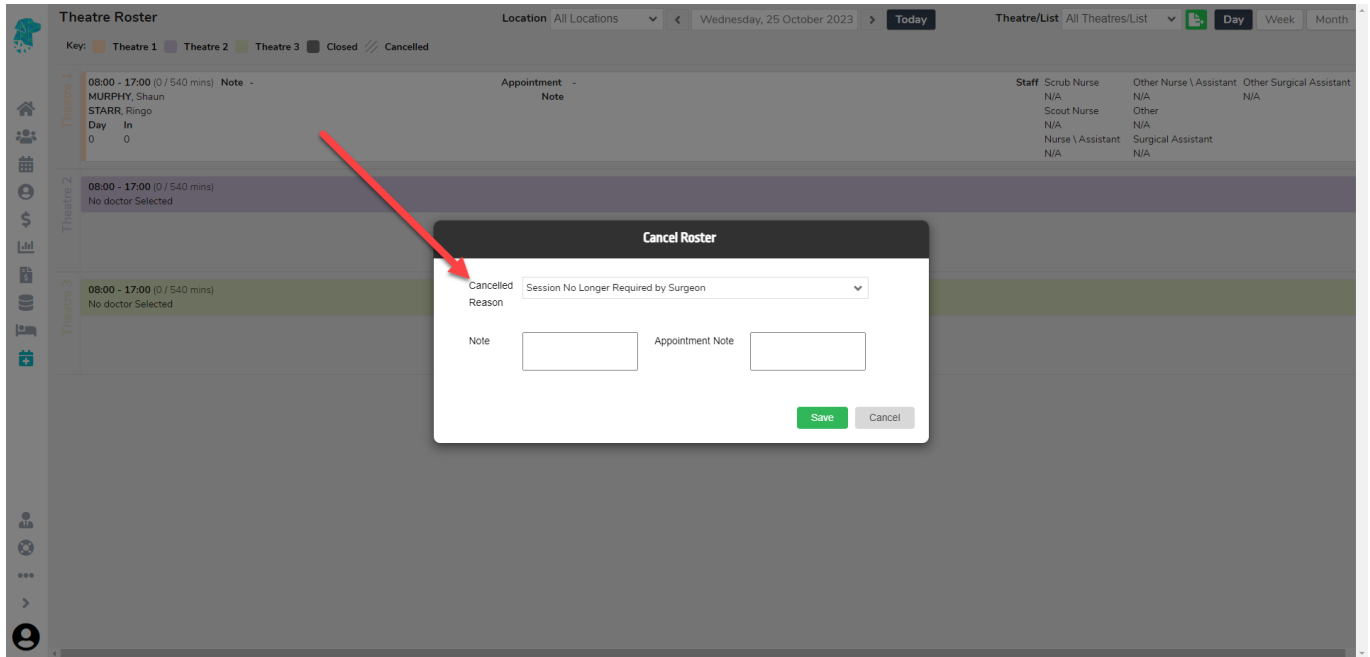
Further to our update on the 5<sup>th</sup> of October, facilities are now able to utilise the reasons they have added in the Settings for **Theatre Roster Cancellations & Delays**.

See our previous Newsletter Update in the link below for instructions on how to add these customisable reasons to your FYDO database.

## [FYDO Hospital Update - 5/10/2023](#)

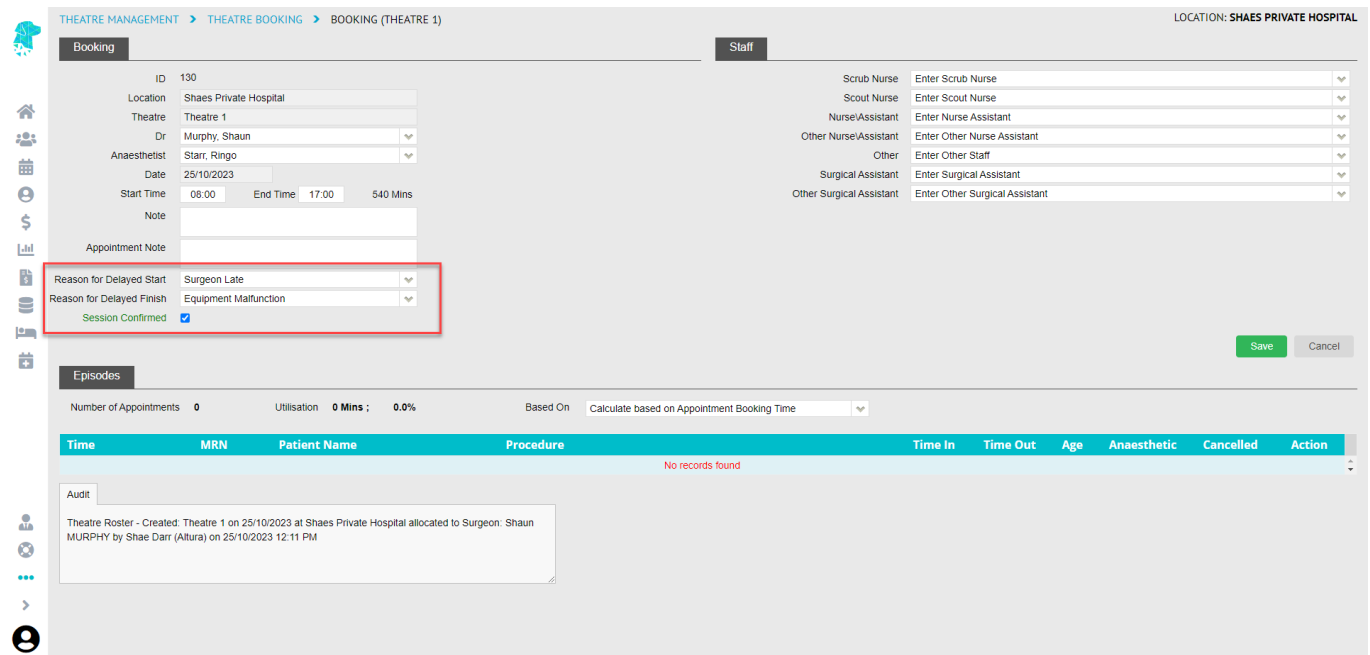
Once [Cancelled Reasons \(Theatre Roster\)](#), [Theatre Reasons for Delayed Finish & Theatre Reasons for Delayed Start](#) are added to FYDO, users will be able to assign them in the Theatre Roster.

The **Cancelled Reason (Theatre Roster)** will be displayed as an option to select when a booked Theatre Roster is Cancelled.



The **Reason for Delayed Start** & **Reason for Delayed Finish** can be added by locating the required Theatre Roster & utilising the right-click menu to select **Edit Roster**.

The **Session Confirmed** tick box can be used to indicate that the times have been confirmed & the delay reasons have been added.

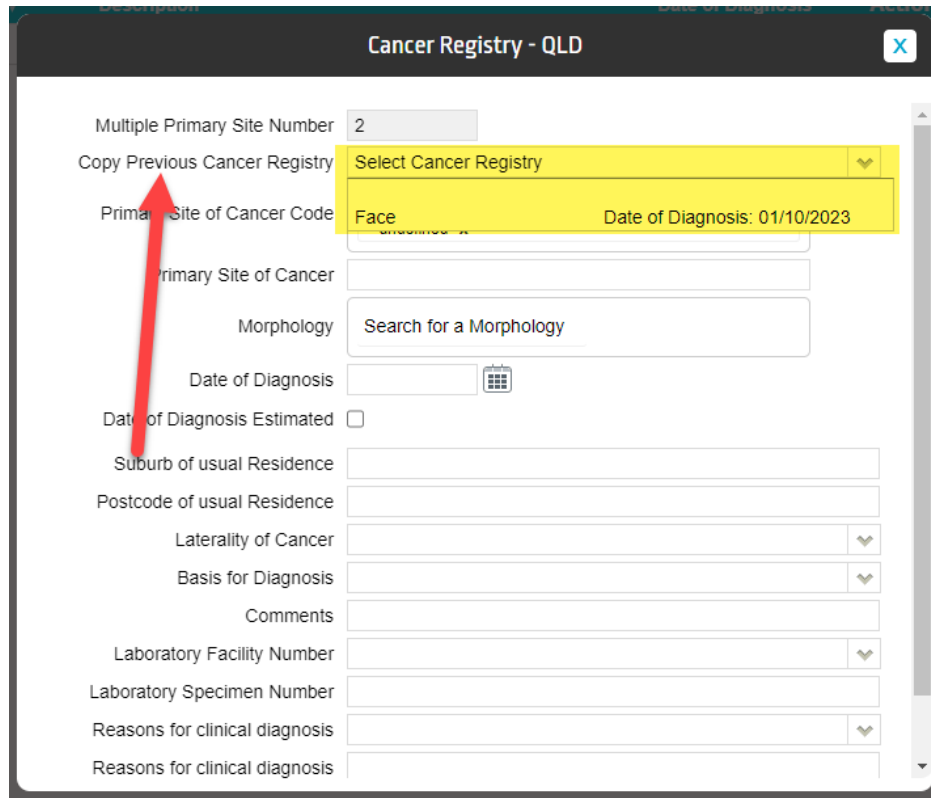


**PHASE 3** of the implementation of this new feature will see the data added to the Theatre Rosters Report. So keep an eye on these newsletters for when that has been released!

# [FYDO Hospital Update - 19/10/2023](#)

## Cancer Registry Improvements

Users in QLD, VIC, ACT & NSW will now be able to **Copy Previous Cancer Registry Entries** with this new feature that will increase data entry efficiency.



The screenshot shows a web form titled "Cancer Registry - QLD". The form contains several fields and a dropdown menu. The "Copy Previous Cancer Registry" dropdown is highlighted in yellow, and a red arrow points to it. The dropdown menu is open, showing a list of options, with "Face" selected. The "Date of Diagnosis" is set to "01/10/2023". Other fields include "Multiple Primary Site Number" (2), "Primary Site of Cancer Code", "Primary Site of Cancer", "Morphology" (Search for a Morphology), "Date of Diagnosis", "Date of Diagnosis Estimated" (checkbox), "Suburb of usual Residence", "Postcode of usual Residence", "Laterality of Cancer", "Basis for Diagnosis", "Comments", "Laboratory Facility Number", "Laboratory Specimen Number", and "Reasons for clinical diagnosis".

## My Health Record addition to Edit Appointment Screen

A new tick box has been added to the **Edit Appointment Screen** in preparation for the **MHR / FYDO integration** later this year.

This is to record the patient's consent to information being uploaded to their MHR.

By default it will be ticked & can then be unticked if the patient withdraws their consent for information, from that episode, being uploaded.

This box currently doesn't do anything & will only start to work once the integration is implemented. However, users are able to start to utilise this feature now in order to become familiar with how it works.

APPOINTMENTS > MAKE APPOINTMENT (114- SQUAREPANTS, SPONGEBOB)

**Booking Details**

Location: Shaes Private Hospital

Theatre/List: Theatre 1

Dr/Surgeon: Select Dr/Surgeon

Surgical Assistant: Select Surgical Assistant

Other Surgical Assistant: Select Other Surgical Assistant

Anaesthetist: Select Anaesthetist

Anaesthetic (Primary): General

Apmt Date: 18/10/2023

Appointment Type: Standard 30

Time: 10:00

Mins: 30

Proc Notes

Other Notes

OEC Received
  OEC Checked
  IFC Completed
  Admission Form Received
  Chart Ready
  Consent Received

Patient Category: Day Only

Accom Type: Accom - Medical

Room Type: Private

Bed Notes

Booking Code 1

Booking Code 2

Food Instructions

Fasting Food

Fasting Fluids

Planned Time in Theatre

Admission Time

Procedure Time

Program

Flags:
  New Patient
  Intern Billing
  Medical Only
  MHR consent

## New Fasting Options in Edit Appointment Screen

FYDO now has fields where **Fasting Food & Fasting Fluids** can be entered.

These fields allow users to add time frames that will then be used to calculate the actual time that the patient will be required to stop eating & drinking.

The addition of these fields is **PHASE 1** of the implementation of this new feature, with **PHASE 2** being the addition of tokens that allow users to utilise these times on theatre lists, in text messages & on forms generated from FYDO. Once the tokens are developed these fields will be fully operational, so **keep an eye on these newsletters for when PHASE 2 is released!**

Adding these fields **in minutes** will mean that the fasting times will calculate correctly according to the **Appointment Time, Planned Time in Theatre Time** or **Procedure Time**.

Adding in minutes also ensures that the calculated times will amend accordingly if the appointment time is rescheduled.

For example, if the patients admission time is 10:00am the following will be reflected:

Fasting Food = 360 minutes (6 hours) therefore the time will show as 4:00 am

Fasting Fluid = 120 minutes (2 hours) therefore the time will show as 8:00 am

Then if the patients appointment time is amended in FYDO these times will automatically recalculate accordingly.

If facilities utilise the **Planned Time In Theatre** time or the **Procedure Time** they will also be able to use tokens that will base the fasting times off those times, instead of the **Appointment Time**.

APPOINTMENTS > MAKE APPOINTMENT (114- SQUAREPANTS, SPONGEBOB)

**Booking Details**

Location: Shaes Private Hospital

Theatre/List: Theatre 1 | Roster: Select Roster

Dr/Surgeon: Select Dr/Surgeon

Surgical Assistant: Select Surgical Assistant

Other Surgical Assistant: Select Other Surgical Assistant

Anaesthetist: Select Anaesthetist

Anaesthetic (Primary): General | Anaesthetic: None

Apmt Date: 18/10/2023 | Time: 10:00 | Adm #: [ ]

Appointment Type: Standard 30 | Mins: 30

Proc Notes: [ ]

Other Notes: [ Rich Text Editor with Bold, Italic, Underline, and Color options ]

OEC Received  
 OEC Checked  
 IFC Completed  
 Admission Form Received  
 Chart Ready  
 Consent Received

Patient Category: Day Only | Start at Day: 1 | Discharge: 0

Accom Type: Accom - Medical | Room Type: Private

Bed Notes: [ ]

Booking Code 1: [ ] | Booking Code 2: [ ]

Food Instructions: [ ]

Fasting Food: [ ? ] | Fasting Fluids: [ ? ]

Planned Time in Theatre: [ ] | Admission Time: [ ] | Procedure Time: [ ]

Program: [ ? ] | NHTP: No | Inv Hold: [ ? ]

Flags:  New Patient  
 Intern Billing  
 Medical Only  
 MHR consent

## Bug Fix

Users will now be able to type all requires symbols in the **Other Notes** field when adding & editing appointments.

# [FYDO Clinic Update 06/10/2023](#)


## 2 Step Authenticator App Additions

FYDO requires all users to complete the 2 Step Authentication process. However, they are given the option to use SMS, Email or an App to complete this verification.

Clinics are now able to **require** users to utilise an **Authenticator App** to complete the **Two Step Authentication Process**.

The Authenticator App is the most reliable & secure option for 2 Step Verification & clinics are able to enforce the use of this in **Settings > System Configuration**.


General

Auto Logout Time	<input type="text" value="30"/>	Range between 5 - 180 (mins)
Auto File Numbering	<input type="text" value="No"/>	▼
Appointment Display Time	<input type="text" value="Show 12 hour time"/>	▼
Appointment Tabs	<input type="text" value="Surname, First name – One line"/>	
Report Group Name	<input type="text" value="Clinic Tour"/>	
IFC Document Type	<input type="text" value="IFC"/>	▼
Default Document Type	<input type="text"/>	▼
Holding Bay Document Type	<input type="text"/>	▼
Preadmit Document Type	<input type="text" value="Admission Form"/>	▼
OEC Document Type	<input type="text" value="OEC"/>	▼
OEC Type	<input type="text" value="Both Fund and Medicare"/>	▼
Raise Ticket Email	<input type="text"/>	
Webhooks	<input type="checkbox"/>	
API key	<input type="text"/>	





Two Factor Authentication

Remember for 30 days

Communication Option  ▼

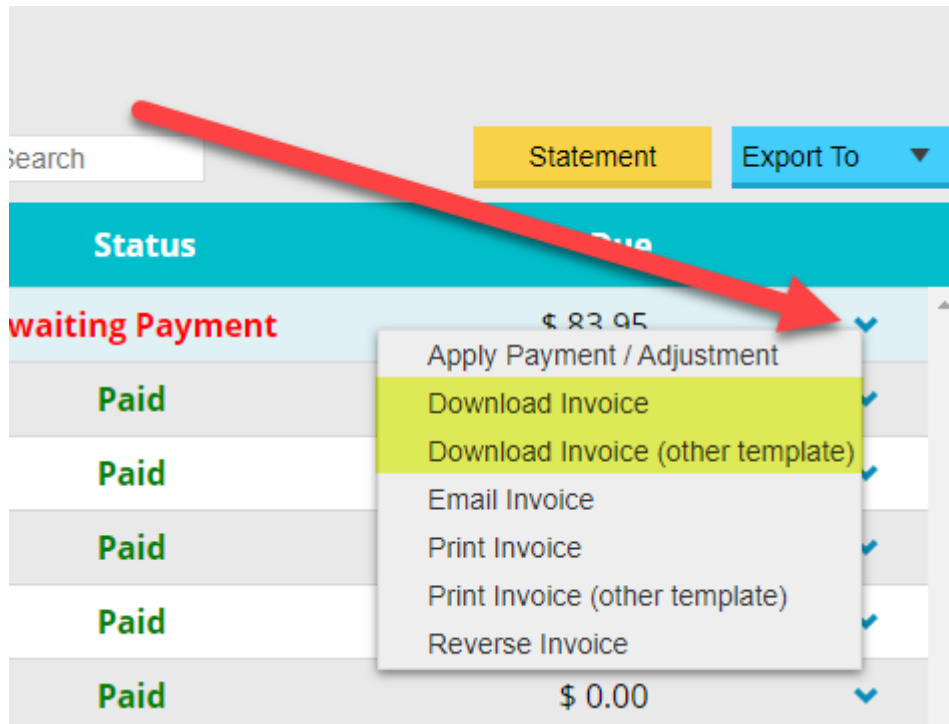
Enforce 2FA via App  

Clinic

- Booking 
- Arrived 
- Seen by Doctor 
- Billed 

## Download Invoice

We have added a new **Download Invoice** option to the **Accounts** screen within a patient file. Clinics who have direct printing setup for FYDO will benefit from this new option, as previously they were unable to download an invoice.



---

For previous updates, please visit <https://wiki.fydo.cloud/updates-clinic/>