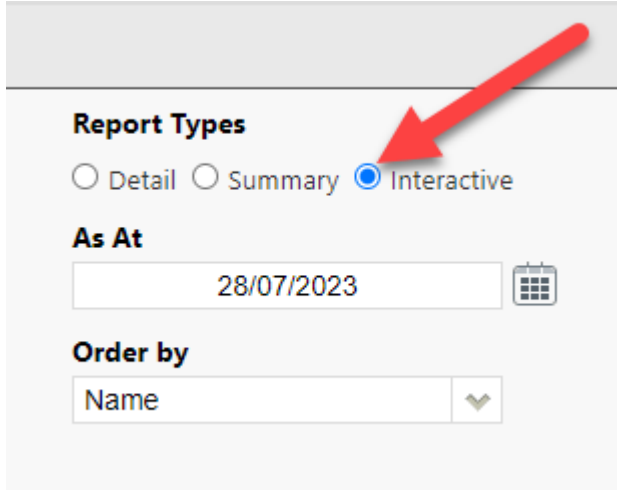


FYDO Clinic Update 28/07/2023

Interactive Arrears Report

There is now an option to view the **Arrears Report** in **Interactive** mode.



Report Types

Detail Summary Interactive

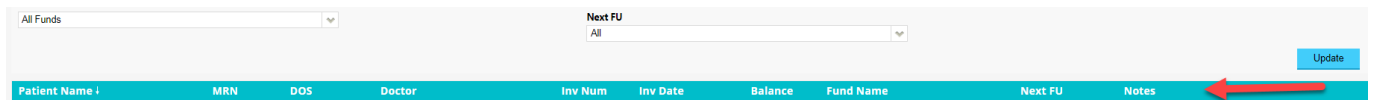
As At

28/07/2023

Order by

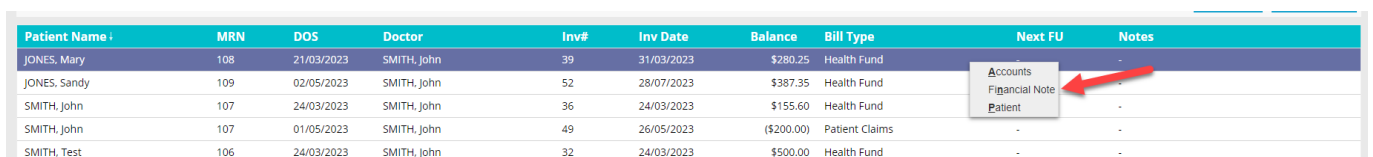
Name

When interactive mode is selected, users will be able to view their outstanding debt (arrears), defined down to patient specifics.



Patient Name	MRN	DOS	Doctor	Inv Num	Inv Date	Balance	Fund Name	Next FU	Notes
--------------	-----	-----	--------	---------	----------	---------	-----------	---------	-------

This report will allow users to add a **Financial Note** and **Follow Up Date** to outstanding debts by **Right Clicking** on a line and selecting **Financial Note**. This also allows users to easily navigate to a patients **Accounts** and/or **Patient Details**.



Patient Name	MRN	DOS	Doctor	Inv#	Inv Date	Balance	Bill Type	Next FU	Notes
JONES, Mary	108	21/03/2023	SMITH, John	39	31/03/2023	\$280.25	Health Fund	-	-
JONES, Sandy	109	02/05/2023	SMITH, John	52	28/07/2023	\$387.35	Health Fund	-	-
SMITH, John	107	24/03/2023	SMITH, John	36	24/03/2023	\$155.60	Health Fund	-	-
SMITH, John	107	01/05/2023	SMITH, John	49	26/05/2023	(\$200.00)	Patient Claims	-	-
SMITH, Test	106	24/03/2023	SMITH, John	32	24/03/2023	\$500.00	Health Fund	-	-

Users will be able to filter the **Arrears** report by **Next Follow Up**. The options will include: All, Date not Set, Future, Today, as well as Today and Overdue. When selecting today and overdue for example, it will show the user any invoice that is due or overdue based on the **Next Follow Up** date.

Next FU			
All			
All			
Date not set			
Future			
Today			
Today and overdue			
31/03/2023	\$280.25	Health Fund	
28/07/2023	\$387.35	Health Fund	

The Interactive view can also be exported to **Excel** and **Excel - Raw Data**

Report Types

Detail Summary Interactive

As At

28/07/2023

Order by

Name

Update Export To

Excel

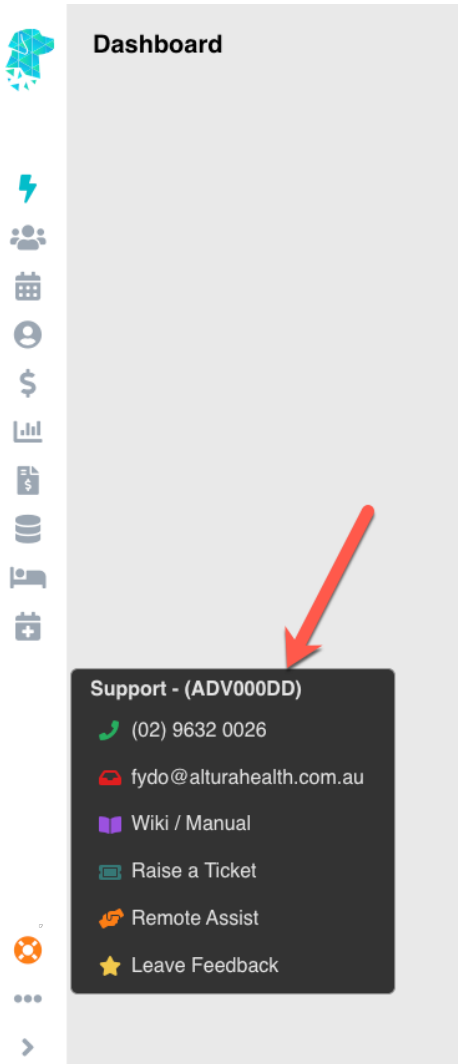
Excel - Raw data

Next FU	Notes
-	-

Minor ID/Location ID added to the Support Information

Users will now be able to easily identify their Minor ID/ Location ID by hovering over the **Support** icon in the FYDO main menu.

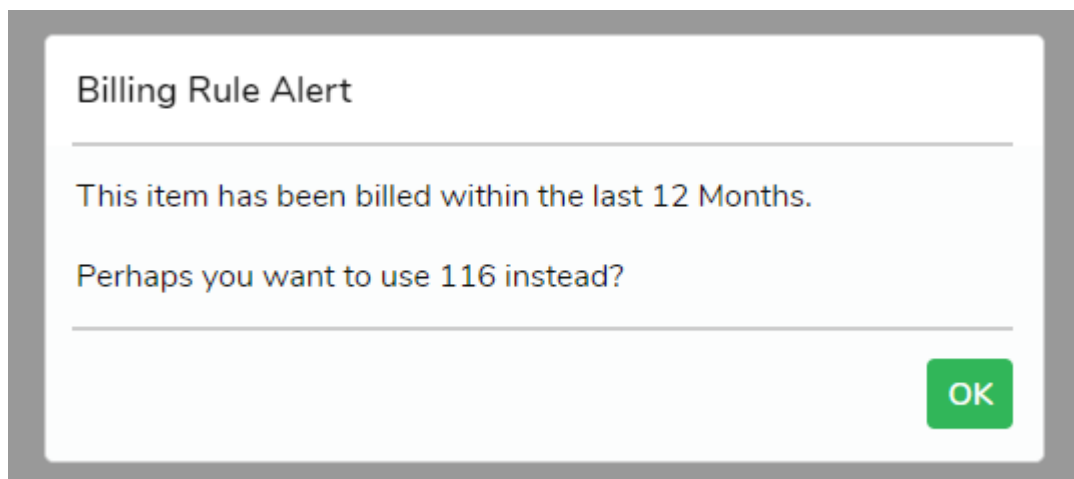
This ID may assist in easily identifying your clinic when you call FYDO for support (*Note: If there are multiple locations in the one FYDO this will display location 1's ID*).



Billing Rule Alert

We have introduced **Billing Rule Alerts** for multiple Item Numbers.

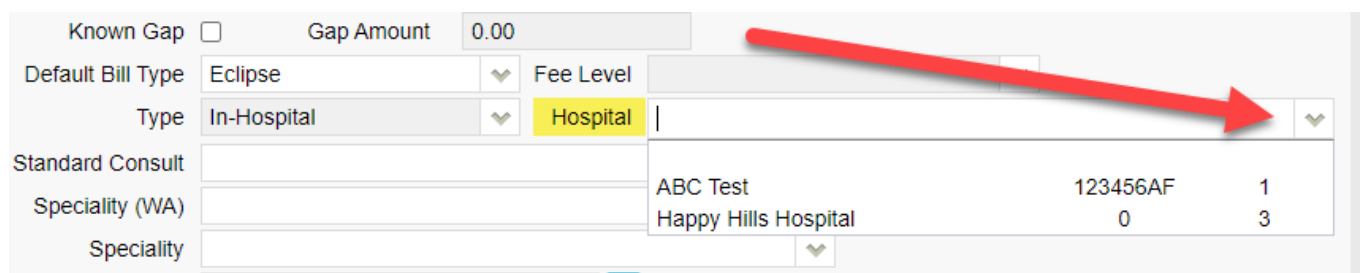
For example, if item 110 has been billed in the last 12 months for a patient, under the same provider number and a user goes to bill an item 110 within the 12 months, a billing alert will pop up. This is just an alert based on the items rules for claiming and users can still proceed with billing the item or the item can be changed by clicking **OK**.



Doctor Setup - Hospital

Under a Doctors setup, there is now an option to link a **Hospital** to their provider number. This will save time for users when billing for a doctor that has multiple provider numbers and multiple hospital locations, as FYDO will know what hospital to select automatically when a specific provider number is selected for billing.

To Link a **Hospital** to a **Doctors** provider number go to **Settings > Doctors**



The screenshot shows a form for Doctor Setup. The 'Hospital' dropdown menu is open, showing a list of hospitals. A red arrow points to the dropdown arrow icon.

Speciality (WA)	ABC Test	123456AF	1
Speciality	Happy Hills Hospital	0	3

Unblock User Permission - Relocated

The permission setting that allows the ability to **Unblock** a user, after they have entered their password incorrectly too many times, has been relocated to ensure it is easier to find. This setting is now found by navigating to **Settings > User Groups** & selecting the user group that you wish to allow this ability to. This function will be automatically set to **OFF** & will need to be assigned to the user groups that require to be able to perform this function.

Settings General

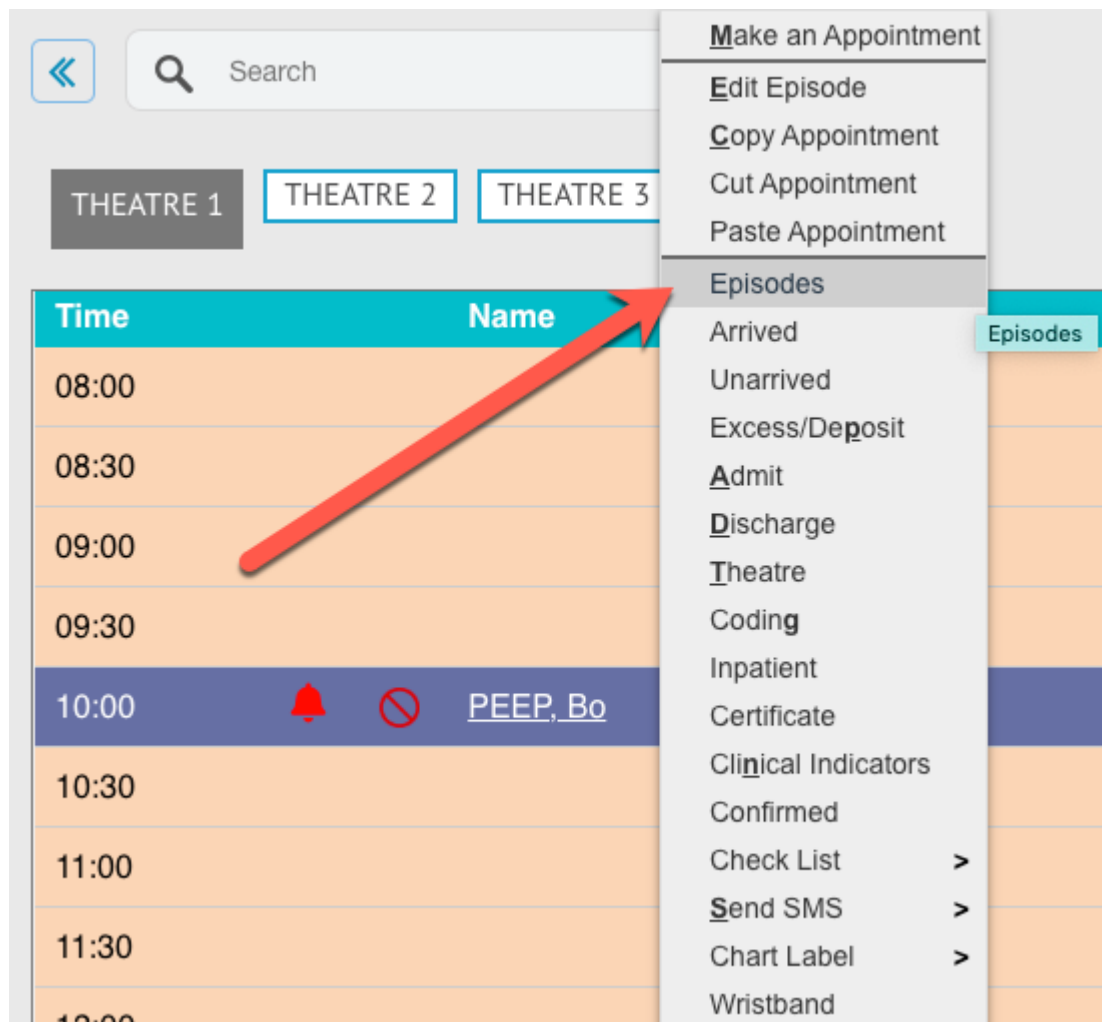
Accommodation Category	D	R	RW	Items	D	R	RW
Appointment Types	D	R	RW	Locations	D	R	RW
Area Codes	D	R	RW	Nurse List	D	R	RW
Band Mappings	D	R	RW	Practices	D	R	RW
Booking Codes	D	R	RW	Program Numbers	D	R	RW
Cancelled Reasons	D	R	RW	Recall Reasons	D	R	RW
Departments	D	R	RW	Referral Types	D	R	RW
Deposit Types	D	R	RW	Referring Doctor	D	R	RW
Doctors	D	R	RW	SMS Setup	D	R	RW
Doctor Specialities	D	R	RW	SMS Templates	D	R	RW
Document Types	D	R	RW	Staff Roles	D	R	RW
ECLIPSE mappings	D	R	RW	System Configuration	D	R	RW
Templates	D	R	RW	Health Funds	D	R	RW
Third Parties	D	R	RW	Hospitals	D	R	RW
User Groups	D	R	RW	Invoices Messages	D	R	RW
Users	D	R	RW	Item Types	D	R	RW
Users - Unblock	ON	OFF					

For previous updates, please visit <https://wiki.fydo.cloud/updates-clinic/>

[FYDO Hospital Update - 28/07/2023](#)

History Renamed

The **History** option, in all right click menus, has been renamed to **Episodes** across FYDO to reflect the title of the page that this link opens up & to ensure uniformity. Users will now find the link called **Episodes** in all right click options & this will take them to **the same Episodes** page that they have always progressed to by using this link, that was previously named **History**.



The screenshot displays a software interface with a search bar at the top, three theatre selection buttons (THEATRE 1, THEATRE 2, THEATRE 3), and a table. The table has columns for 'Time' and 'Name'. A right-click context menu is open over the table, listing various actions. The 'Episodes' option is highlighted in the menu, and a red arrow points to it from the 'Name' column header. The table row at 10:00 is highlighted in blue and contains a red bell icon, a red prohibition sign, and the text 'PEEP, Bo'.

Time	Name
08:00	
08:30	
09:00	
09:30	
10:00	PEEP, Bo
10:30	
11:00	
11:30	
12:00	

- Make an Appointment
- Edit Episode
- Copy Appointment
- Cut Appointment
- Paste Appointment
- Episodes**
- Arrived
- Unarrived
- Excess/Deposit
- Admit
- Discharge
- Theatre
- Coding
- Inpatient
- Certificate
- Clinical Indicators
- Confirmed
- Check List >
- Send SMS >
- Chart Label >
- Wristband

CLAIMING HOSPITAL

Claims Not yet sent

Location: All Location Type: All Types Status: All Status

Select 0 Items Selected Run Pat Check

Adm Date	Inv#	Invoiced	Fund	Fund Name	Patient
20/12/2022	9	20/12/2022	AHM	Australian Health Management Grou...	DAY, Doris
08/02/2023	24	07/02/2023	AHM	Australian Health Management Grou...	DAY, Doris
11/01/2023	57	17/04/2023	AHM	Australian Health Management Grou...	DAY, Doris
24/04/2023	71	24/04/2023	AHM	Australian Health Management Grou...	DAY, Doris

Coding Episodes Patient

103 - DAY, Doris The following has expired: Entitlement Card Total 11,351.80 Entitlement Card Allergy

Patient Details Other Appointments Recalls Accounts Episodes Communication Documents Clinical

No.	Adm #	Adm. Date	Dis. Date	Sts	Nights	Procedure	Other Notes	Fund	Surgeon	Location	Actions
9	42	09/01/2023	-	Appointment	200	Colonoscopy		AHM	House, Greg	Shaes Private Hospital	
8	40	03/01/2023	-	Appointment	206	Left Cat & IOL		AHM	Murphy, Shaun	Shaes Private Hospital	

New Gender Field will now feed from Preadmit to FYDO

The new Gender Field, that has recently been added to FYDO to accommodate Data Extractions for certain states, is now able to be sent from patients' Online Preadmit Forms into FYDO.

If you require the new field to be added to your preadmit form, & in turn automatically populated into FYDO, please raise a ticket with us & advise where the new question will be asked on your admission forms.

127 - MELON, Coco

Patient Details Other Appointments Recalls Accounts Episodes Communication Documents

Patient Details

Patient # 127 File Num External ID

Title Mrs

First Name Coco Middle Name ?

Last Name MELON Maiden Name

Pref. Name

Address 1 Twinkle Lane

Suburb NORTH STAR State NSW Postcode 2408

Mailing Address

Suburb State Postcode

Sex Female Gender Woman, or girl, or female

Date of Birth 07/07/2017 Age 6 DOB Estimate

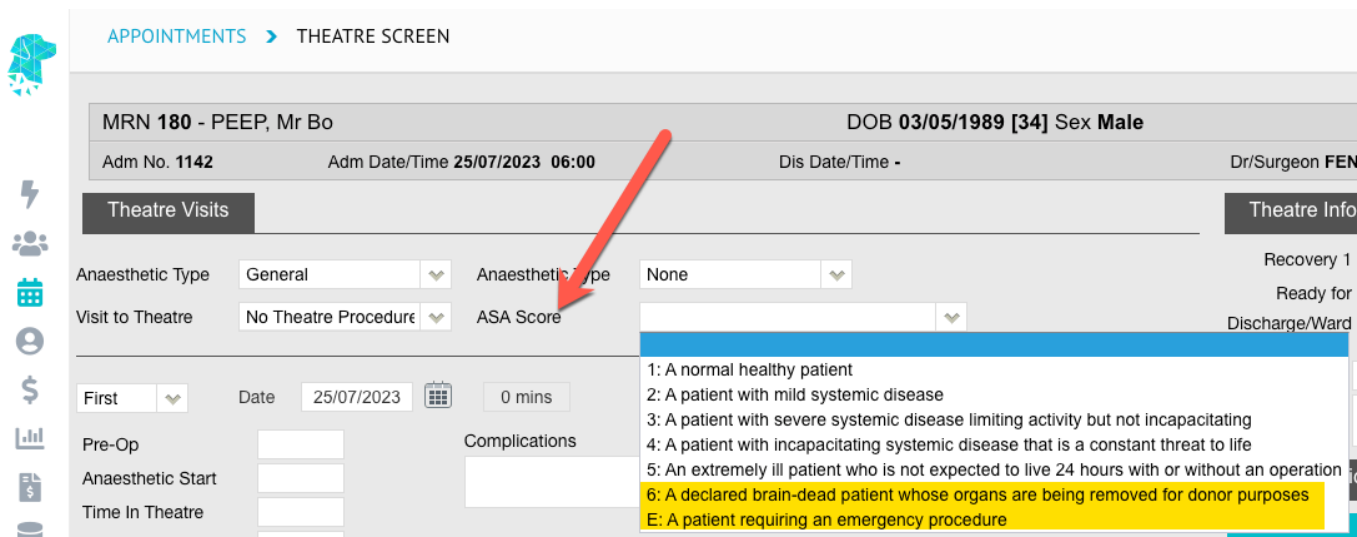
Mobile 0444-444-444 Home () - Work () -

Email

ASA Score - Additional Options Available

Two new options have been added to the ASA Score dropdown in the Theatre Screen. Users are now able to choose and ASA score of **6** & **E**.

This field remains optional & only needs to be completed if it complements the workflow & data collation requirements of the facility.



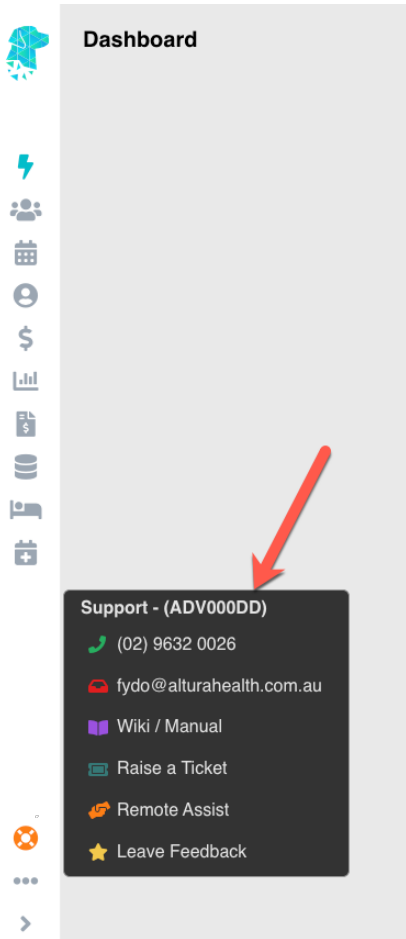
The screenshot shows the Theatre Screen interface for a patient named MRN 180 - PEEP, Mr Bo, DOB 03/05/1989 [34] Sex Male. The interface includes fields for Adm No. 1142, Adm Date/Time 25/07/2023 06:00, Dis Date/Time -, and Dr/Surgeon FEN. The Theatre Visits section is active, showing Anaesthetic Type (General), Anaesthetic Type (None), Visit to Theatre (No Theatre Procedure), and ASA Score. The ASA Score dropdown menu is open, displaying the following options:

- 1: A normal healthy patient
- 2: A patient with mild systemic disease
- 3: A patient with severe systemic disease limiting activity but not incapacitating
- 4: A patient with incapacitating systemic disease that is a constant threat to life
- 5: An extremely ill patient who is not expected to live 24 hours with or without an operation
- 6: A declared brain-dead patient whose organs are being removed for donor purposes
- E: A patient requiring an emergency procedure

Facility Minor ID added to the Support Information

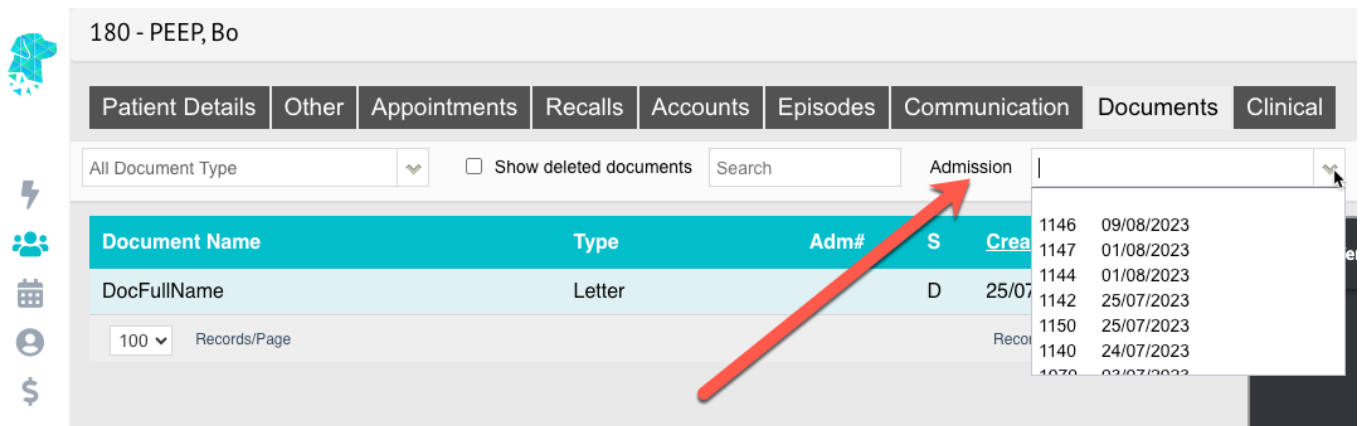
Users will now be able to easily identify their Minor ID by hovering over the **Support** icon in the FYDO main menu.

This ID may assist in easily identifying your facility when you call FYDO for support.

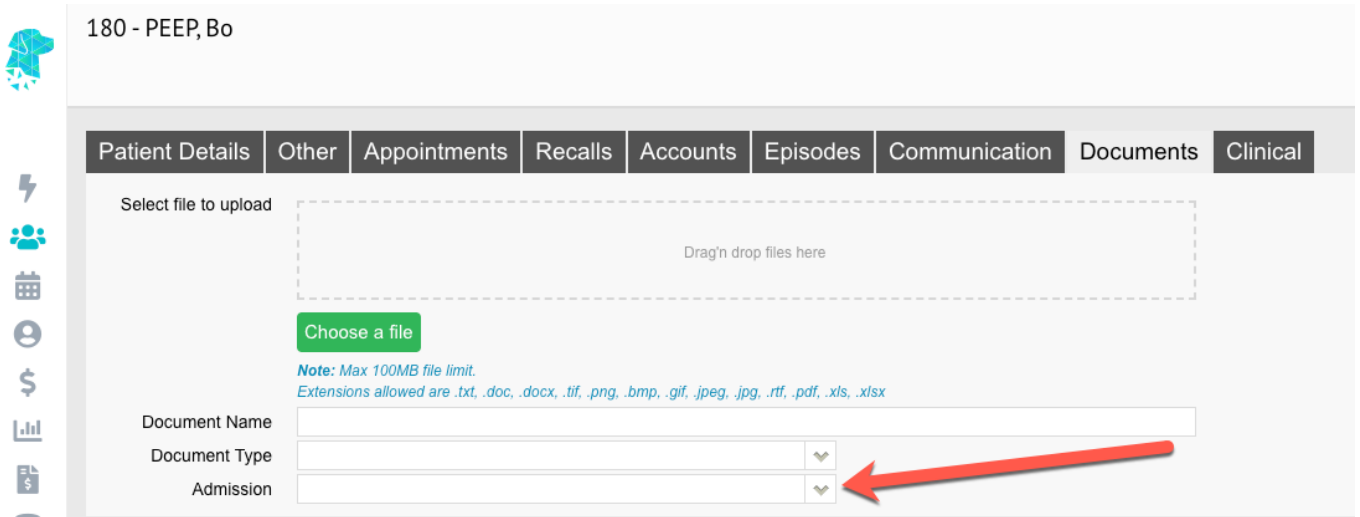


New features added to the Documents Screen

Users are now able to filter the **Documents** Screen according to the **Admission Number** that it is linked to.



We have also made it easier to ensure documents are linked to the relevant Admission Number by allowing users the option to assign an admission number to each document as it is imported or scanned.



Unblock User Permission - Relocated

The permission setting that allows the ability to **Unblock** a user, after they have entered their password incorrectly too many times, has been relocated to ensure it is easier to find.

This setting is now found by navigating to **Settings > User Groups** & selecting the user group that you wish to allow this ability to.

This function will be automatically set to **OFF** & will need to be assigned to the user groups that require to be able to perform this function.

Settings General

Accommodation Category	<input type="checkbox"/> D <input type="checkbox"/> R <input checked="" type="checkbox"/> RW	Items	<input type="checkbox"/> D <input type="checkbox"/> R <input checked="" type="checkbox"/> RW
Appointment Types	<input type="checkbox"/> D <input type="checkbox"/> R <input checked="" type="checkbox"/> RW	Locations	<input type="checkbox"/> D <input type="checkbox"/> R <input checked="" type="checkbox"/> RW
Area Codes	<input type="checkbox"/> D <input type="checkbox"/> R <input checked="" type="checkbox"/> RW	Nurse List	<input type="checkbox"/> D <input type="checkbox"/> R <input checked="" type="checkbox"/> RW
Band Mappings	<input type="checkbox"/> D <input type="checkbox"/> R <input checked="" type="checkbox"/> RW	Practices	<input type="checkbox"/> D <input type="checkbox"/> R <input checked="" type="checkbox"/> RW
Booking Codes	<input type="checkbox"/> D <input type="checkbox"/> R <input checked="" type="checkbox"/> RW	Program Numbers	<input type="checkbox"/> D <input type="checkbox"/> R <input checked="" type="checkbox"/> RW
Cancelled Reasons	<input type="checkbox"/> D <input type="checkbox"/> R <input checked="" type="checkbox"/> RW	Recall Reasons	<input type="checkbox"/> D <input type="checkbox"/> R <input checked="" type="checkbox"/> RW
Departments	<input type="checkbox"/> D <input type="checkbox"/> R <input checked="" type="checkbox"/> RW	Referral Types	<input type="checkbox"/> D <input type="checkbox"/> R <input checked="" type="checkbox"/> RW
Deposit Types	<input type="checkbox"/> D <input type="checkbox"/> R <input checked="" type="checkbox"/> RW	Referring Doctor	<input type="checkbox"/> D <input type="checkbox"/> R <input checked="" type="checkbox"/> RW
Doctors	<input type="checkbox"/> D <input type="checkbox"/> R <input checked="" type="checkbox"/> RW	SMS Setup	<input type="checkbox"/> D <input type="checkbox"/> R <input checked="" type="checkbox"/> RW
Doctor Specialities	<input type="checkbox"/> D <input type="checkbox"/> R <input checked="" type="checkbox"/> RW	SMS Templates	<input type="checkbox"/> D <input type="checkbox"/> R <input checked="" type="checkbox"/> RW
Document Types	<input type="checkbox"/> D <input type="checkbox"/> R <input checked="" type="checkbox"/> RW	Staff Roles	<input type="checkbox"/> D <input type="checkbox"/> R <input checked="" type="checkbox"/> RW
ECLIPSE mappings	<input type="checkbox"/> D <input type="checkbox"/> R <input checked="" type="checkbox"/> RW	System Configuration	<input type="checkbox"/> D <input type="checkbox"/> R <input checked="" type="checkbox"/> RW
Templates	<input type="checkbox"/> D <input type="checkbox"/> R <input checked="" type="checkbox"/> RW	Health Funds	<input type="checkbox"/> D <input type="checkbox"/> R <input checked="" type="checkbox"/> RW
Third Parties	<input type="checkbox"/> D <input type="checkbox"/> R <input checked="" type="checkbox"/> RW	Hospitals	<input type="checkbox"/> D <input type="checkbox"/> R <input checked="" type="checkbox"/> RW
User Groups	<input type="checkbox"/> D <input type="checkbox"/> R <input checked="" type="checkbox"/> RW	Invoices Messages	<input type="checkbox"/> D <input type="checkbox"/> R <input checked="" type="checkbox"/> RW
Users	<input type="checkbox"/> D <input type="checkbox"/> R <input checked="" type="checkbox"/> RW	Item Types	<input type="checkbox"/> D <input type="checkbox"/> R <input checked="" type="checkbox"/> RW
Users - Unblock	<input checked="" type="checkbox"/> ON <input type="checkbox"/> OFF		

Condition Onset Indicator Added to Episode Stats Report - Raw Data

The Condition Onset Flag, that is entered at the time of coding, has been added to the Episode Stats Report Excel Export - Raw Data.

APPOINTMENTS > CODING SCREEN Total 36,651.00 Save Cancel

MRN 127 - MELON, Mrs Coco DOB 07/07/2017 [6] Sex Female Fund MPL Location Shaes Private Hospital (QLD)

Adm No. 189 Adm Date/Time 19/06/2023 06:00 Dis Date/Time 19/06/2023 10:38 Dr/Surgeon MURPHY, Shaun Anaesthetist LENNON, John

Diagnosis Documents

Coder Copy Previous Coding Select Episode

#	Type	Code	Description	Indicator	Action
1	P - Principal Diagnosis	H40.0	Glaucoma suspect	Y - Condition present on admission	X
2	P - Principal Diagnosis				X

JN	JO	JP	JQ	JR	JS	JT	JU	JV	JW	JX
Diag1	OnSet1	Diag2	OnSet2	Diag3	OnSet3	Diag4	OnSet4	Diag5	OnSet5	Diag6
A23.2	Y	A15.3	Y	A34	Y	B34.3	Y	A06.5	Y	A16.0
H52.2	Y	E11.42	Y							
A00.0	Y	A00.0	Y	A00.0	Y	A00.0	Y	A00.0	Y	A00.0

Bug Fixes

- The issue that some users experienced where the adjustments/journals quantity column was reflecting incorrect information has been rectified & this column will now show blank for adjustments, as it does for deposits & payments.
- The issue that some users experienced where the Other Services quantity was showing incorrectly has been rectified.

FYDO Clinic Update 20/07/2023

Added fields to the Print List - Raw Data Export

There have been additional fields added to the **Print List > Export to Raw Data**

Thursday, 20 July 2023
NUMBER OF APPOINTMENTS 0 | TOTAL MINUTES 0 of 480 Mins

SMITH, John

Time Name

9:00 AM

9:30 AM

10:00 AM

10:30 AM

11:00 AM

11:30 AM

12:00 PM

2:30 PM

3:00 PM

3:30 PM

4:00 PM

4:30 PM

Print List

Template: Appointments List (Default)

Order of List: Booking Time

Doctor/Room: Smith, John

New Page: Not set

From Date: 20/07/2023 To Date: 20/07/2023

Time From: 12:00 AM Time To: 11:59 PM

Options: Include dummy appointments, Include cancelled appointments, Include empty appointments

Copies: 1

Export To: Excel, Excel - Raw data, PDF

Print Export To Cancel

Use the Select an action drop down to Print List

New patient fields include:

- Address
- Email Address
- Health Fund Details
- Health Fund Number
- Pension Number

For previous updates, please visit <https://wiki.fydo.cloud/updates-clinic/>

FYDO Hospital Update - 19/07/2023

New Feature added to Procedure List / Procedure Notes

Phase 1

FYDO Users are now able to add default settings to each item in the Procedures List. This exciting new feature will eventually mean that when a certain procedure is added to an appointment, the following fields can be populated automatically!

- Anaesthetic Type
- Appointment Length
- Item Numbers
- Other Services Codes

This wonderful new feature will improve efficiency & reduce repetitive data entry as users will not need to add as much information to the appointments manually for predictable procedures.

As this is only Phase 1, the fields have been added to the **Settings > Procedures** so that facilities have time to add the required options into their list.

However, the function won't be implemented into the appointments screen until a future update.

So keep an eye on these newsletters for when Phase 2 is added!

SETTINGS > PROCEDURES > EDIT PROCEDURES Edit

Procedure: Left Cat & IOL

Ana Type: IV/Sedation

Mins: 15

Status: Active

Code	Description	Band	Action
42702	Lens extraction and insertion of intraocular lens, excluding surgery performed for the correction of refractive error except for anisometropia greater than 3 dioptres following the removal of cataract in the first eye (Anaes.)	6	X

Other Services

Code	Description	Action
AL025	AcrySof Multipiece Models MN60MA, MN60AC	X
AL005	DUOVISC VISCOELASTIC SYSTEM	X

Edit

New option in Overnight Accommodation Fees

There has been an additional tick box incorporated into the Overnight Accommodation Fees that allows facilities to **Exclude Private Room add on**.

Shaes Private Hospital Fund U/I - Un-Insured Accounts Start of Current Fee 01/10/2022 End of Current Fee 01/04/2024

Same Day Fees Other Settings Casebase Fees Casebase Multi Item Fees Timebase DRG Fees Overnight Accommodation Fees

Exclude Private Room add on ?

Full Cover

	Current Fees				Shared	Private	Rebate		Old Fees			
Day	1	2	+	-	0.00	0.00	0.00	Day	1	2	+	-
Day	3	4	+	-	0.00	0.00	0.00	Day	3	4	+	-
Day	5	6	+	-	0.00	0.00	0.00	Day	5	6	+	-
Day	7	99	+	-	0.00	0.00	0.00	Day	7	99	+	-

This function will be required if a facility **IS** allowed to charge a Private Room Addon for most of their accommodation types & have therefore ticked the **Add Private Room Line on the Invoice (overnight only)** in the Other Settings tab.



Shaes Private Hospital

Fund

U/I - Un-Insured Accounts

Same Day Fees

Other Settings

Casebase Fees

Casebase Multi Item

Case/DRG - Crossover Threshold Charge Fee on

Admission

PerDiem - Crossover Threshold Charge Fee on

As Is

Order items by

Band then MBS Price

Preferred Billing Method

Default

Leave Period

Append (to the end)

Rounding at the Item Level

No Rounding

Round To

0.00

When CaseBase - allow Theatre Fee ?

Casebase - Multiple Item Rule ?

Charge Accom when Transferred to Another Hospital

Fund Rebate for Other Services when on Basic Cover

Charge GST when billing Per Diem

Add Private Room line on the Invoice (overnight only)

Charge shared room rates (overnight only)

When Type C - Charge Theatre fees

When Type C - ignore Type C accom fee ?

The new tick box allows for the **Add Private Room Line on the Invoice (overnight only)** to be counteracted for certain accommodation types if required. Essentially turning the feature off & allowing the accommodation type to function without a private room add on.

Added fields to the Print List Raw Data Extract

There have been additional fields added to the Print List > Export to Raw Data

Wednesday, 19 July 2023
NUMBER OF APPOINTMENTS 1 | TOTAL MINUTES 15 of 465 Mins

THEATRE 1 THEATRE 2 THEATRE 3

Time Name MRN Procedure Surgeon Notes

08:00
08:15
08:30
08:45
09:00
09:15
09:30
09:45
10:00
10:15
10:30
10:45
11:00
11:15
11:30
11:45
12:00
12:15
12:30
12:45
13:00

Print List

Template Theatre list

Order of List Theatre, Booking Time, Doctor, Anaesthetist

Theatre Theatre 2

Surgeon All Dr/Surgeon

New Page Not set

From Date 19/07/2023 To Date 19/07/2023

Time From 00:00 Time To 23:59

Options Include dummy appointments
 Include cancelled appointments

Copies 1

Excel
Excel - Raw data
PDF

Print Export To Cancel

Use the select an action drop down to Print List

New patient fields include:

- Address
- Email Address
- Health Fund Details
- Health Fund Number
- Pension Number

[FYDO Hospital Update - 17/07/2023](#)

Amendments to Adjustment Types

Users are now able to specify if a new **Adjustment Type** will affect the payments or the revenue. The adjustment types can be found in **Settings > Adjustments** and can be customised to facilitate the needs of each hospital.

Each adjustment type already in FYDO has had the default set according to the figures that they have always impacted. However, users are able to choose which option they require for all new adjustment types that are added.


This option can be selected in the set up by ticking or unticking the **Affect Revenue** tick box.

Add Adjustment

Code

Name

Status Active

Affect Revenue  If ticked, this will impact Net Revenue (shown in the Revenue Report).

The selected option for each adjustment type will be shown on the Adjustments list so they are easily identifiable.

SETTINGS > ADJUSTMENTS Show Inactive

Code	Name	Status	Payments	Revenue	Action
3	BAD DEBT	Active		✓	✗
8	BANK CHARGE	Active		✓	✗
7	BOUNCED CHEQUE	Active		✓	✗
5	DECEASED	Active		✓	✗
1	DISCOUNT	Active		✓	✗
10	INCORRECT BILLING	Active		✓	✗
11	OTHER	Active		✓	✗
2	OVERPAYMENT	Active	✓		✗
9	REFUND	Active	✓		✗
12	ROUNDING	Active		✓	✗
4	WRITE OFF	Active		✓	✗

Theatre Roster - Order of Theatres

Theatres will now be shown in alphabetical order in the Theatre Roster screen. This will ensure the order of theatres in the roster replicates the order that they are shown in the appointments screen.

Bug Fixes

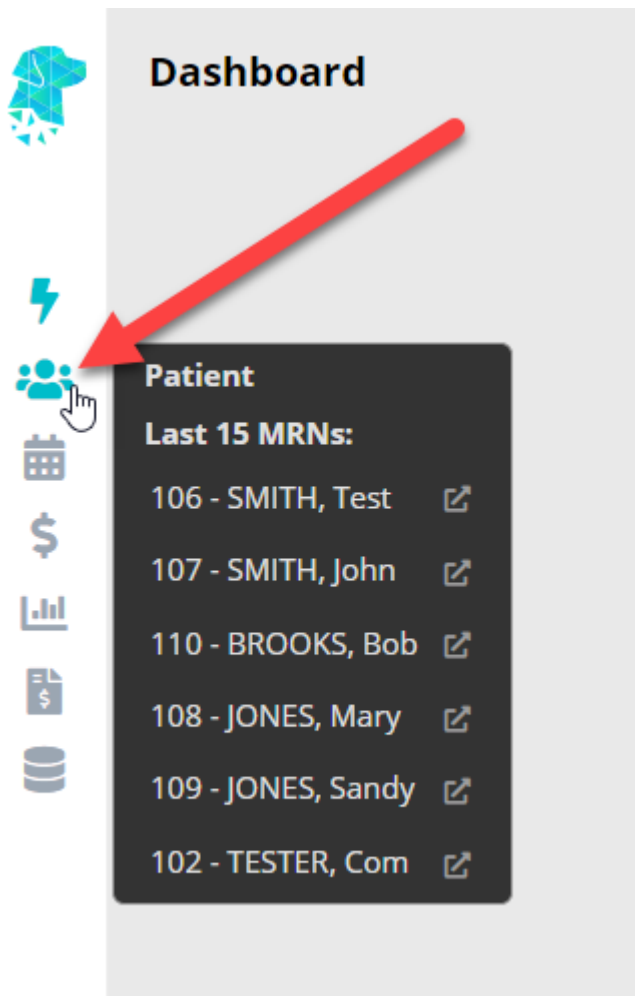
- The issue that some users experience with the cancelled patient numbers showing in the Theatre Roster as been resolved.
- The issue that some users experienced with the discrepancies in the Audit Trail Time, for sending documents, has been resolved.
- The issue that some users experienced with the Audit Time showing incorrectly, when printing lists, has been resolved.

[FYDO Clinic Update 07/07/2023](#)

Show Last 15 MRN's

FYDO now allows users to easily & efficiently identify the last 15 MRN's/Patients that they have interacted with & navigate to them.

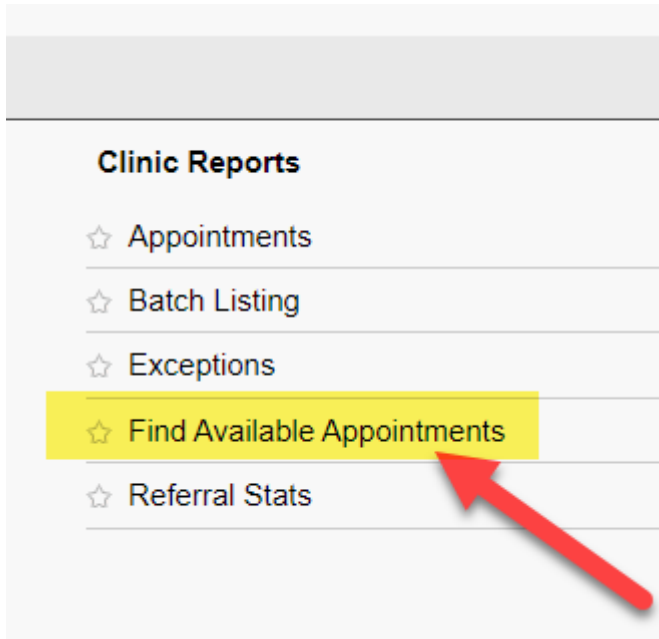
This feature can be utilised by simply hovering over the **Patient** tab in the main menu & selecting the desired patient.



Find Available Appointments Report

There is now a report that can be used to **Find Available Appointments**. This report will show 3 months worth of available appointments at a time, as opposed to the **Find Available Appointments** option on the **Appointments** screen, which will show the next 20 available appointments.

The report can be found under **Reports > Clinic Reports**.



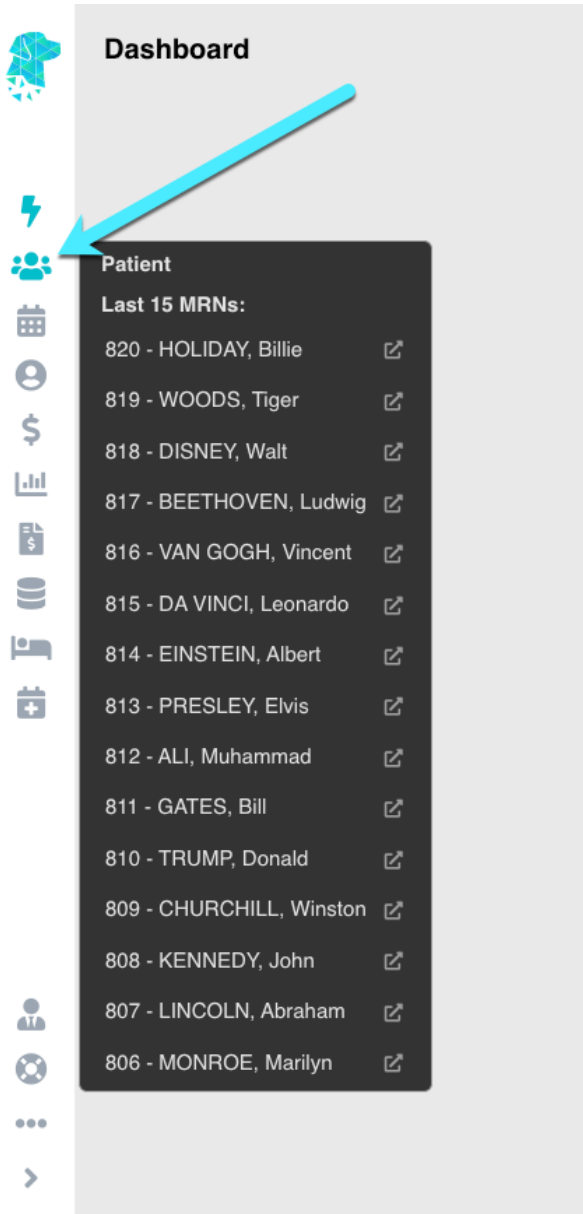
For previous updates, please visit <https://wiki.fydo.cloud/updates-clinic/>

[FYDO Hospital Update - 6/7/2023](#)

Show Last 15 MRN's

FYDO now allows users to easily & efficiently identify the last 15 MRN's that they have interacted with & navigate to them.

This feature can be utilised by simply hovering over the **Patient** tab in the main menu & selecting the desired patient.



Grouped By Addition to the Incomplete Report

A new column has been added to the **Incomplete Report**, when run for the **Data Type > Grouped Episodes**, that allows facilities to easily identify the user that has grouped the episode in the Coding Screen.

This new addition will assist in obtaining statistics on the number of episodes that have been grouped for the date range selected.

An **Excel - Raw Data** option has also been added, to give facilities the added ability to filter the Group By column.

REPORTS > INCOMPLETE

Incomplete

Location: All Locations
 Data Type: Grouped Episodes
 Based On: Grouped On
 Fund: All Funds
 Order By: Discharge Date, Patient Name
 From: 01/07/2023 To: 03/07/2023
 Update

Shaes Private Hospital
 Incomplete Report based on Grouped between 01/07/2023 and 03/07/2023
 Grouped Episodes for All Locations

Patient Name	MRN	Fund	Adm #	Adm Date	Dis Date	DRG	Grouped On	Grouped By	Sits	Admitting Dr	Cancelled	No Proc
HAYNES, Cornell	111	BUP	160	02/05/2023	08/05/2023	C16Z	03/07/2023	Shae Darr (ACSS)	Inpatient	HOUSE, Greg		

Total Episodes 1
 IncompleteReport-Shaes Private Hospital
 Page 1 of 1
 Date: 03/07/2023 6:20 AM

Print Export To
 Excel
 Excel - Raw data
 PDF

Claiming Hospital > Claims Tab

Users are now able to search for a Transaction ID in the Claiming Hospital > Claims tab.

CLAIMING HOSPITAL

Claims Not yet sent

Location: All locations
 Provider: All Providers
 Status: 8 items checked
 Fund: All Funds
 Search: ADV00000e31c

ID	Batch#	Date	Location	Claimed	TranId	Status	Paid	Inv#	Patient	Fund	Action
273	A001074	02/12/2022	Hospital NSW	\$162.00	ADV00000e31c	Sent	\$0.00		Crawford, Julio	TST	

Bug Fixes

- The issue that was causing the audit time in the Episodes screen to show in NSW time, instead of the time zone set by the individual user, has been resolved.
- The issue that was preventing users to add a line space, with the enter key, in the Invoice Message field has been resolved.

[FYDO Hospital Update - 3/7/2023](#)

1st July National Procedure Banding Update

The 1st of July National Procedure Bandings update has been loaded into FYDO. All new items have been added, along with any amendments to the National Banding. Descriptions for all existing items will not be amended, as facilities prefer to keep their own descriptions in their databases, and any relevant State Bandings will also need to be updated by the facilities if required.

1st July Other Services Update

The 1st of July Other Services update has been loaded into FYDO. All new items have been added & all fees amended.

DRG Version 11

The latest DRG Version 11 is now an available option in FYDO. This latest DRG version is yet to be supported for claiming through ECLIPSE & should therefore only currently be used for manual billing/claiming. Each health fund will advise what version they require, so please check with the funds if you are unsure what version should be used.

Updating the Anaesthetist & Doctor in the Theatre Roster

Users will be very excited to learn that **updating the Anaesthetist or Doctor** in a Theatre Roster **will now update all active bookings that are linked to that roster!**

This feature will be a huge time-saving function for facilities that book patients in before the Anaesthetist is known. It will also mean that the process of changing the anaesthetist, or doctor, after the list has been entered is much more efficient!

This function only updates all **active bookings** that are linked to that Theatre Roster. It will not update admitted, discharged or cancelled episodes.

THEATRE MANAGEMENT > THEATRE BOOKING > BOOKING (THEATRE 1)

Booking

Week Starting 03/07/2023

Start Time 08:00

End Time 17:30 570 Mins

For

Location Shaes Private Hosp

Theatre Theatre 1

Surgeon Connors, Curtis

Anaesthetist Brown, Emmett

Staff

Scrub Nurse Enter

Scout Nurse Enter Scout

Nurse\Assistant Enter Nurs

Other Nurse\Assistant Enter Othe

Other Enter Othe

Surgical Assistant Enter Surg

Other Surgical Assistant Enter Othe

Updating the Surgeon or Anaesthetist will now update all linked bookings for the selected Theatre Roster

Processing & Payments > Payments (Hospital) tab

Users are now able to **search** for **Invoice Numbers** in the Payments (Hospital) tab. This additional feature, along with the already available feature of searching the Batch Number, will enable users to easily identify payment files for certain invoice or batch numbers.

To search for the invoice number, simply type **INV:** followed by the invoice number.

PROCESSING AND PAYMENT REPORTS

Processing Processing IMC Processing IHC Payments (Clinic) Payments (Hospital) Eligibility Checks

Location All Locations Type All Based On Date 19/06/2023 To 03/07/2023 Payment Applied Search by payor, remittance id, servicing, payee doctor, Batch# and inv.#

Select 0 Items Selected INV:123 Search

DateDI	Minor Id	Type	Payor	DatePaid	AmtPaid	Remittance#	ID	Applied	Actions
No record found.									

Summary Addition to the Length of Stay Report

A FABULOUS new feature has been added to the Length of Stay Report that allows users to run this report in a **Summary View**.

This enables efficient collation of data using the **Group By** options that have also been added to

enhance this feature.

Using the **Specialty** filter can also allow the comparison of information across specific specialties. Or using the MBS filter can even allow for comparison of particular procedures.

Shaes Private Hospital

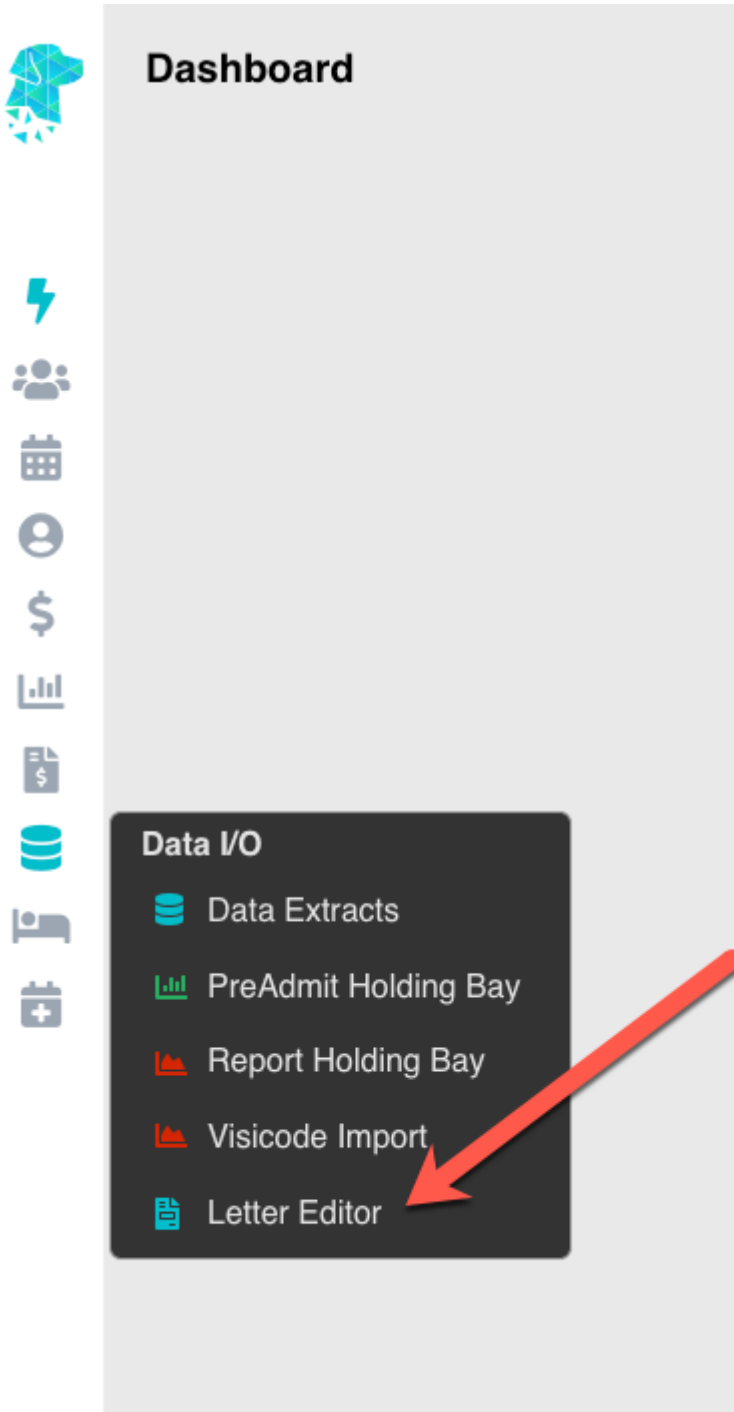
Length Of Stay Report based on Pre-Operative: 'Admission Time' to 'Pre Op Time' between 01/11/2022 to 08/11/2022

Primary Group	Length (mins)	# of Episode
D/O		
HOUSE, Greg	34	2
MURPHY, Shaun	75	3
PIERCE, Hawkeye	289	3
Sub Total	398	8
I/P		
HOUSE, Greg	298	1
Sub Total	298	1
Average : 77.33	Total	696
	9	

LengthOfStay-Shaes Private Hospital Page 1 of 1 Date: 03/07/2023 7:00 AM

Letter Editor on Main Menu

The Letter Editor has been added back on the Main Menu & is now situated under the **Data I/O** tab.



Remove Batch Log

When a batch is removed from the **Claiming Hospital > Claims** tab, an audit log will now show in the **Settings > Logs**. This is in addition to the log that has always shown in the Episodes screen for the corresponding admission to assist in identifying if a log has been removed & who has removed it.

SETTINGS > LOGS

All Users 03/06/2023 03/07/2023 Search

Username	Message	Date Created
Shae Darr (ACSS) (Backend)	ECLIPSE batch removed [MRN - 101] - A000103 [ID: 30] [DocId: 8] [LocId: 4] by Shae Darr (ACSS) 03/07/2023 07:21 AM	03/07/2023 7:21:40 AM
		30/06/2023 10:58:18 AM
		28/06/2023 10:32:45 AM
		28/06/2023 10:29:12 AM
		28/06/2023 10:28:42 AM
		23/06/2023 10:38:28 AM
		23/06/2023 8:49:01 AM
		23/06/2023 8:28:22 AM

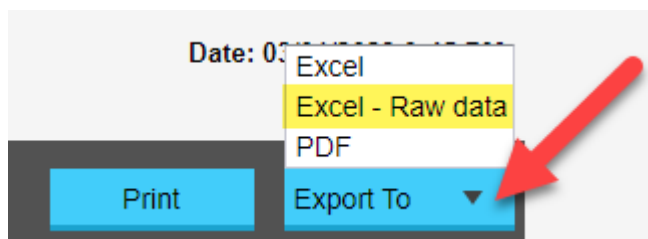
Bug Fixes

- The issue that some users experienced when attempting to invoice a Workcover patient from the Episodes Screen has been resolved.
- The issue that some users experienced when attempting to create a new invoice from the Episodes Screen has been resolved.
- The issue that some users experienced when trying to raise an invoice from the Episodes Screen for a date before the accounting period was closed has been resolved.
- The issue that some users experienced when running the Other Services Report & the Other Services Revenue Report has been resolved.

[FYDO Clinic Update 30/06/2023](#)

Deleted Transaction Report

A New **Export To** option has been added to the **Deleted Transaction Report**. Users are now able to export this report to **Excel - Raw Data** format.



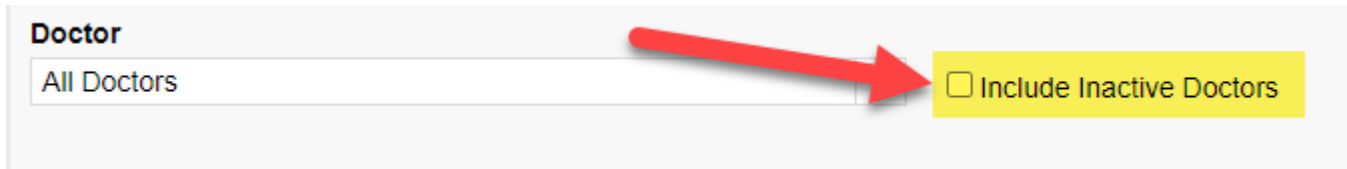
Hide Inactive Doctors

By default, Inactive Doctors will no longer show under the **Doctor** filter for the following reports:

- **Payments**
- **Transactions**
- **Revenue**

If users wish to view the Inactive Doctors, they will need to click the tick box next to the Doctor filter

called **Include Inactive Doctors**.



Bug Fix

- The issue some users were experiencing with Location Restrictions not working correctly when billing is now resolved

For previous updates, please visit <https://wiki.fydo.cloud/updates-clinic/>

[FYDO Hospital Update - 26/6/2023](#)

New Feature in Processing IHC

FYDO now gives users the ability to **mark rejected claims as actioned** in the Processing IHC screen.

Once rejected claims have been addressed, the **Actions** drop down can be utilised to **Mark as Actioned**. This will remove the claim from the default view.

The **Rejection Handled** dropdown can be used to **Show All** responses and display any claims that have previously been Marked as Actioned. However, by default the screen will open to show **Not Actioned** responses only.

Users are also able to **Clear Actioned** to then undo the Mark as Actioned function if required.

The screenshot displays the 'PROCESSING AND PAYMENT REPORTS' interface. At the top, there are tabs for 'Processing', 'Processing IHC', 'Processing IHC', 'Payments (Clinic)', 'Payments (Hospital)', and 'Eligibility Checks'. Below the tabs, there are filters for 'Location' (All Locations), 'Assessment' (Rejected), 'From' (01/03/2023), and 'To' (21/06/2023). A 'Rejection Handled' dropdown is set to 'Not actioned'. The main table has columns: Date, Patient, MRN, Fund, Batch#, InvNo, CoPay, Excess, Claimed, Approved, Status, Assessment, Explanation, and Actions. A row is highlighted with a red background, showing a 'Rejected' status. The 'Actions' dropdown for this row is open, showing options: 'Select', 'Print PDF', 'Clear Actioned', and 'Mark as Actioned'. A red arrow points to the 'Mark as Actioned' option.

Date	Patient	MRN	Fund	Batch#	InvNo	CoPay	Excess	Claimed	Approved	Status	Assessment	Explanation	Actions
03/03/2023 10:03 PM			BUP			\$0.00	\$0.00	\$1,118.00	\$0.00	0	Rejected	2514 DUPLICATE DATE OF SERVICE	Select Select Print PDF Clear Actioned Mark as Actioned