

[FYDO Hospital Update 7/11/2022](#)

Informed Financial Consent (IFC) printing multiple copies

When generating an IFC there is now the option to print multiple copies.

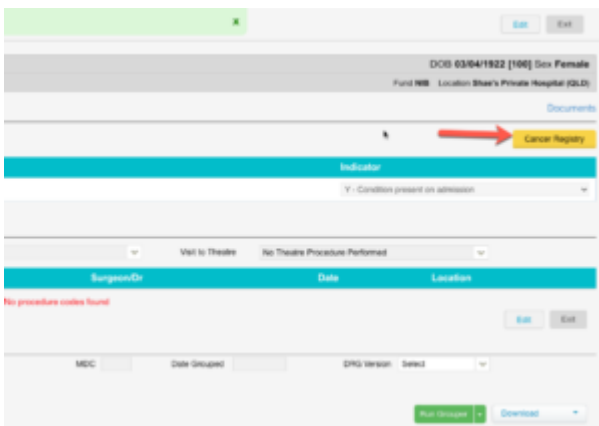


1st of November MBS & Procedure Bandings

Has been added to FYDO.

Cancer Registry addition for Victoria

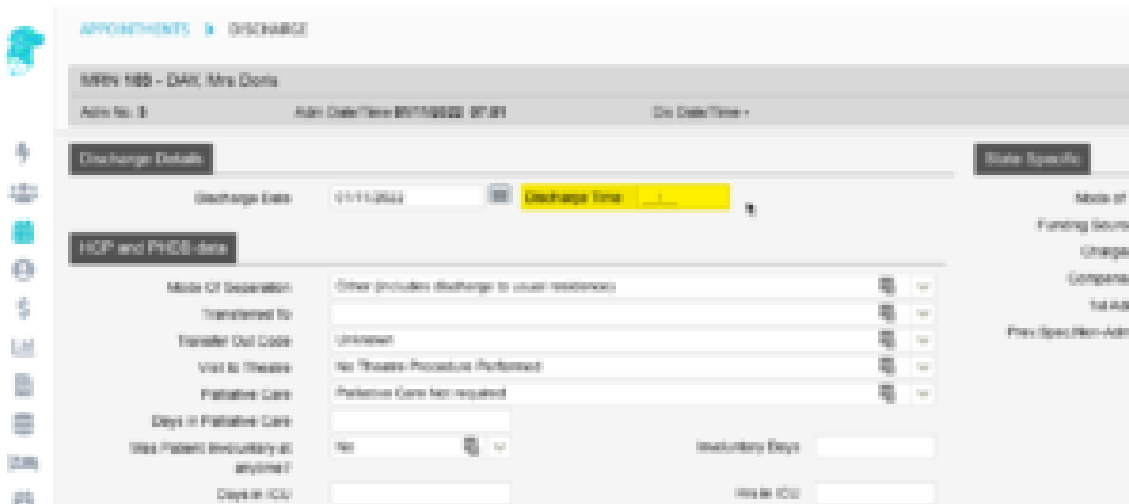
The **Cancer Registry** has been added to the coding screen for facilities in Victoria. You can now extract the Cancer Registry data as a file, ready for monthly submission.



FYDO Hospital Update - October 2022

Discharge Screen Enhancement

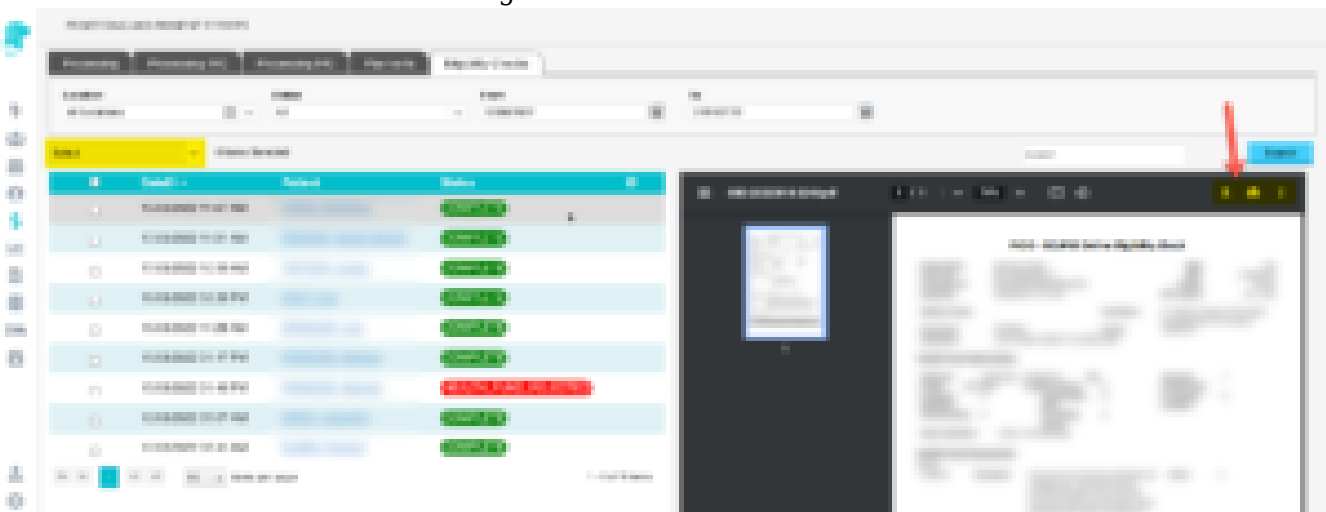
The cursor will now appear in the **Discharge Time** field when opening the Discharge Screen. This will enable users to simply type the discharge time without having to click in the field first. Another addition to this field is a **Double Click**. When the user double clicks in the **Discharge Time** field the current time will be pre-populated. This will assist users that are discharging in real time.



The screenshot shows the 'DISCHARGE' screen for patient 'SHEPHERD, DAK, Mrs Doris'. The 'Discharge Details' section includes a 'Discharge Date' of 01/11/2022 and a 'Discharge Time' field highlighted in yellow. The 'HOP and PRIDE data' section contains various fields for separation details, such as 'Mode of Separation', 'Transferred to', 'Transfer Out Code', 'Visit to Theatre', 'Pain Relief Code', 'Days in Palliative Care', 'Has Patient Incontinence at anytime?', and 'Day in ICU'. A 'Print' button is visible in the top right corner.

Preview & Print Eligibility Checks in Bulk

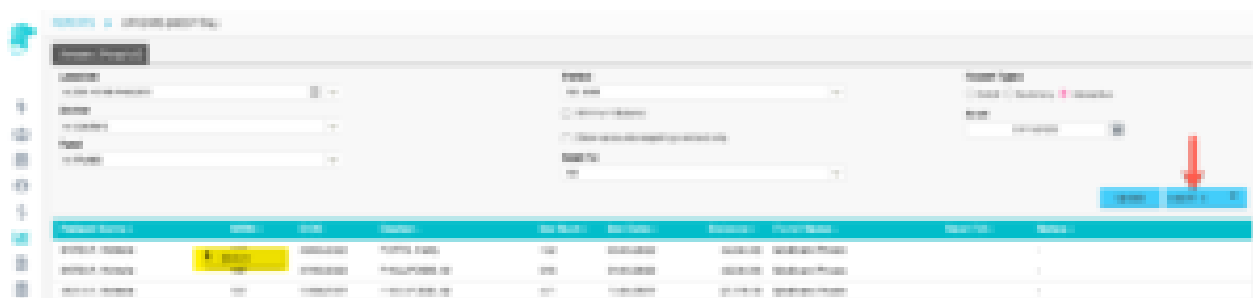
This new feature allows users to easily preview all eligibility checks that have been performed. There is also the option to select multiple OEC's & print them at once. This feature can be found in **Claiming > Processing & Payment Reports > Eligibility Checks Tab**. A list of the OEC's performed will be shown on the left & a preview will be shown on the right. Individual OEC's can be downloaded or printed from this preview screen. Alternatively, use the tick boxes on the left to select any number of OEC's to print at once. Then use the **Select** dropdown box & click **Print PDF** or **Print Excel** to generate a document that includes all selected OEC's.



The screenshot displays the 'Eligibility Checks' interface. On the left, there is a table with columns for 'Status', 'Patient', and 'Status'. The table lists several eligibility checks with their respective patient names and status indicators (green for 'OK' and red for 'Error'). On the right, a preview window shows a document layout for one of the checks. A red arrow points to a 'Print' button in the top right corner of the preview window.

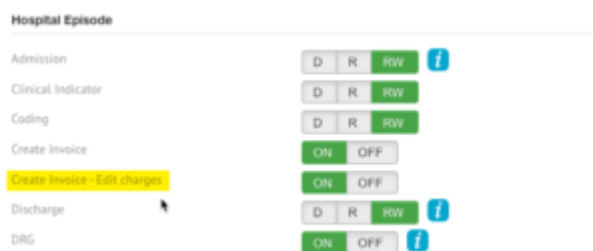
Arrears Interactive Report Additions

The option to **Right-Click** on a line in the Arrears Report, when in Interactive View, has been added. This allows the user to easily navigate to the **History Screen** for the episode selected. The Interactive view can also be exported to Excel - Raw Data.



New Permission Level - Editing Charges When Invoicing

You can now restrict a user groups' ability to edit charges while billing, by switching the Create Invoice - Edit charges function to OFF, under the User Groups Permissions screen.



Session Information Displaying in Appointments Screen

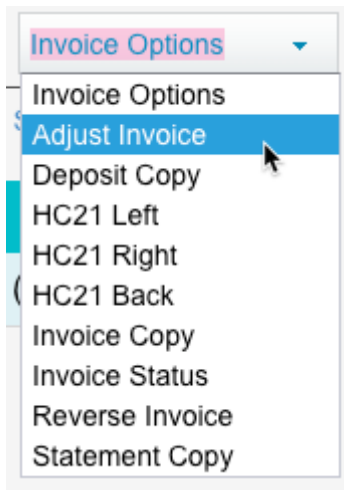
Hovering over the theatre name will now enable users to view:

- **Session Times**
- **Doctors Name**
- **Anaesthetists Name**
- **Number of Day Patients**
- **Number of Inpatients**



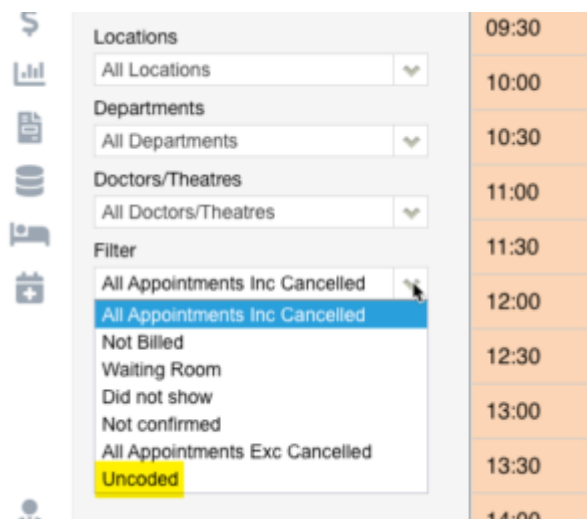
Adjust Invoice now opens in a separate tab

When selecting **Invoice Options > Adjust Invoice**, in the History/Episodes screen, the screen will now open in a new tab. This will enable users to simply close the tab, after performing the adjustment, to return to the screen they were working on.



New Uncoded Filter

There is now the option to view **Uncoded** episodes in the Appointments Screen by using the **Filter** dropdown & selecting **Uncoded**.



Payments Report Addition

The **Admission Date** has been added to the Payments Report.



Data Extract Improvements

The **Period** column will now correctly sort files in date order.

The button, that was previously displayed as **Submit**, has been re-named to **Prepare Extract** & re-

located to **assist** users in the process of getting the data ready to extract.

| Location | Type | Fund | Name | # of Services | Rate Estimated | Amount \$ | Action |
|----------|------|------|----------|---------------|--------------------|-----------|--------|
| | WIP | S-01 | Exp 0101 | 1 | 000-01010 0000 000 | | |
| | WIP | S-01 | Exp 0102 | 00 | 000-01020 0000 000 | | |
| | WIP | S-01 | Exp 0103 | 00 | 000-01030 0000 000 | | |
| | WIP | S-01 | Exp 0104 | 1 | 000-01040 0000 000 | | |
| | WIP | S-01 | Exp 0105 | 0 | 000-01050 0000 000 | | |

Addition of a New Billing Rule

This new billing rule allows the combination of casebase and theatre banding fees, where secondary items do not have a casebase fee. Untick this feature if the health fund contract does not allow theatre bandings to be charged for subsequent item numbers.

Same Day Fees | Other Settings | **Casebase Fees** | Casebase Multi Item Fees

Case/DRG - Crossover Threshold Charge Fee on Admission

Order items by Band then MBS Price

Preferred Billing Method Default

Leave Period Append (to the end)

Rounding at the Item Level No Rounding

Round To 0.00

When CaseBase - allow Theatre Fee ?

Casebase - Multiple Item Rule ?

Charge Accom when Transferred to Another Hospital

Fund Rebate for Other Services when on Basic Cover

Charge GST when billing Per Diem

Add Private Room line on the Invoice (overnight only)

Charge shared room rates (overnight only)

When Type C - Charge Theatre fees

When Type C - ignore Type C accom fee ?

Raising a ticket for support

When raising a ticket for FYDO support the user will now receive the information in an email notification as well. This will assist users in being able to see the tickets that they have raised.

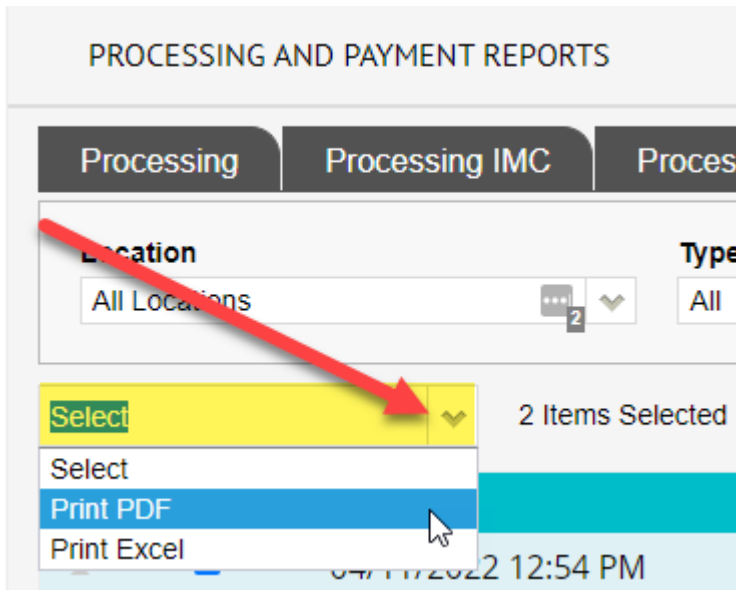
Bug Fixes

- The issue with the MRN search, from the Appointments Screen, has now been rectified.
- The problem with the Bulk Print feature in **Processing and Payments Reports > Payments** has been fixed & multiple payments can be printed together again.

[FYDO Clinic Update 04/11/2022](#)

Bug Fixes

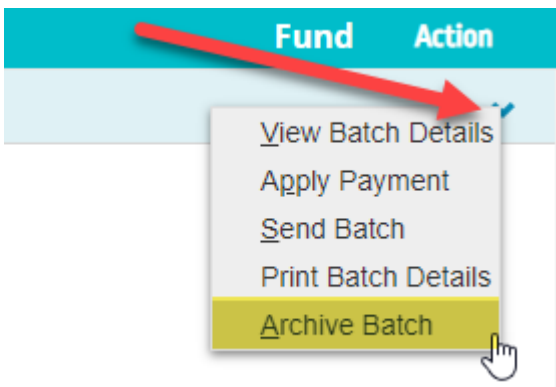
Users were unable to print in bulk on the “Processing and Payment Reports” screen. This has been fixed and users are able to print bulk processing and payments reports again.



[FYDO Clinic Update 21/10/2022](#)

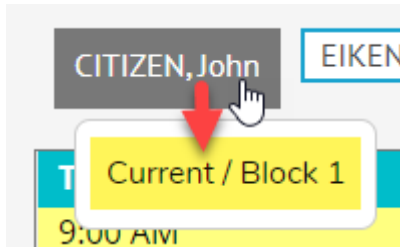
Archive Batch

We have introduced a new option called “Archive Batch” in the “Claiming Medical Screen”. This option allows users to archive a patient claim from the “Claiming Medical Screen” without removing it from the patients “Accounts” history.



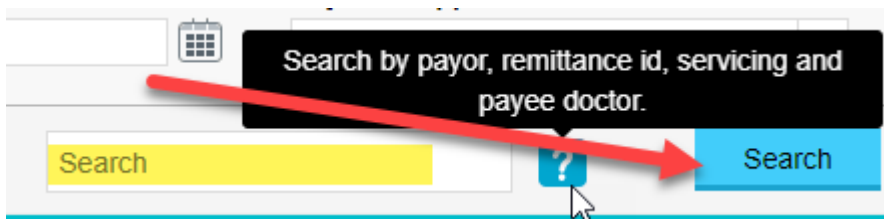
Doctor/Room Pop Up

On the “Appointments” screen if you hover your cursor over a Doctor/Room tab it will pop up below with the Roster/Block information.



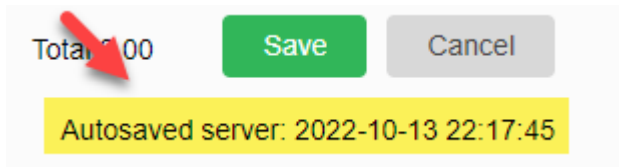
Processing and Payment Reports

Users can now search by payor, remittance id, servicing and payee doctor on the “Payments” screen.



Bug Fixes

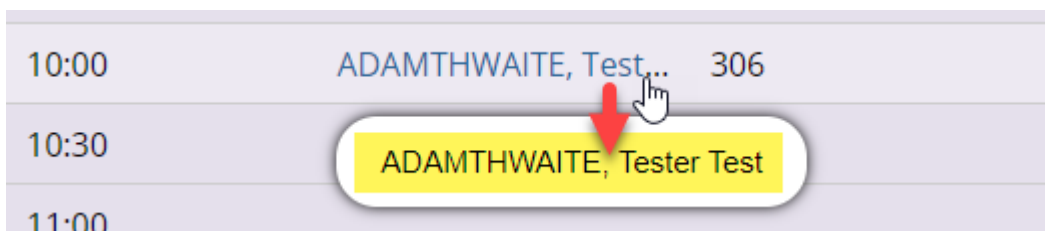
Some users were experiencing loss of information on new letters not yet saved. To prevent this from happening, we have introduced an Autosave feature that will Autosave a letter every couple of minutes and a few seconds after typing is stopped. The last Autosaved performed will display in the top right hand corner below save and cancel icons.



[FYDO Clinic Update 30/09/2022](#)

Patient Name Pop Up

On the “Appointments” screen if you hover your cursor over a patient name it will now pop up below. This new feature allows the user to view a patients name in full regardless of its length.

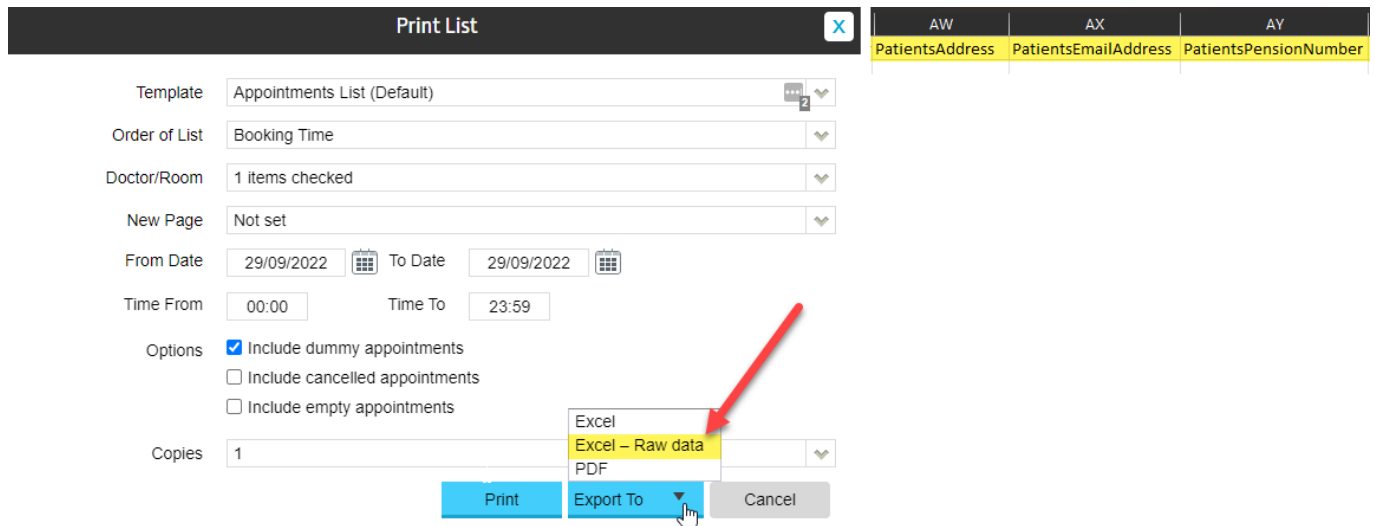


Print List

New fields have been added to the “Print List” when exported in “Excel – Raw Data” format.

New fields include:

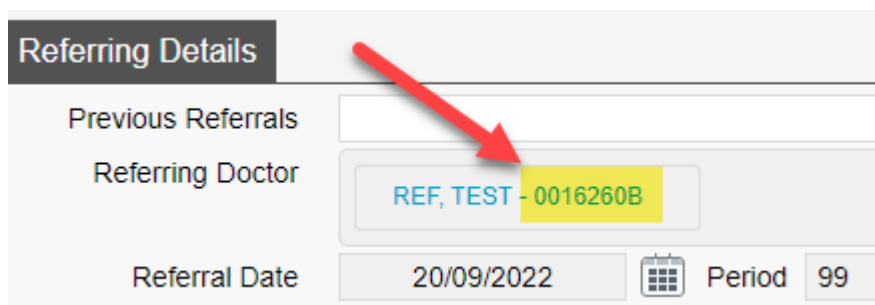
- Patients Address
- Patients Email Address
- Patients Pension Number



The screenshot shows the 'Print List' interface. The 'Export To' dropdown menu is open, and 'Excel - Raw data' is selected. A red arrow points to the selected option. The interface includes fields for Template, Order of List, Doctor/Room, New Page, From Date, To Date, Time From, Time To, Options, and Copies. The 'Export To' dropdown menu is open, showing options: Excel, Excel - Raw data (highlighted), and PDF. Below the dropdown are buttons for Print, Export To, and Cancel.

Referring Provider Number

On the “Patient Details” screen under “Referring Details”, the user can now view the referring doctor’s provider number next to their name.



The screenshot shows the 'Referring Details' interface. The 'Referring Doctor' field displays 'REF, TEST - 0016260B'. A red arrow points to the provider number '0016260B'. The interface includes fields for Previous Referrals, Referring Doctor, Referral Date, and Period.

Bug Fixes

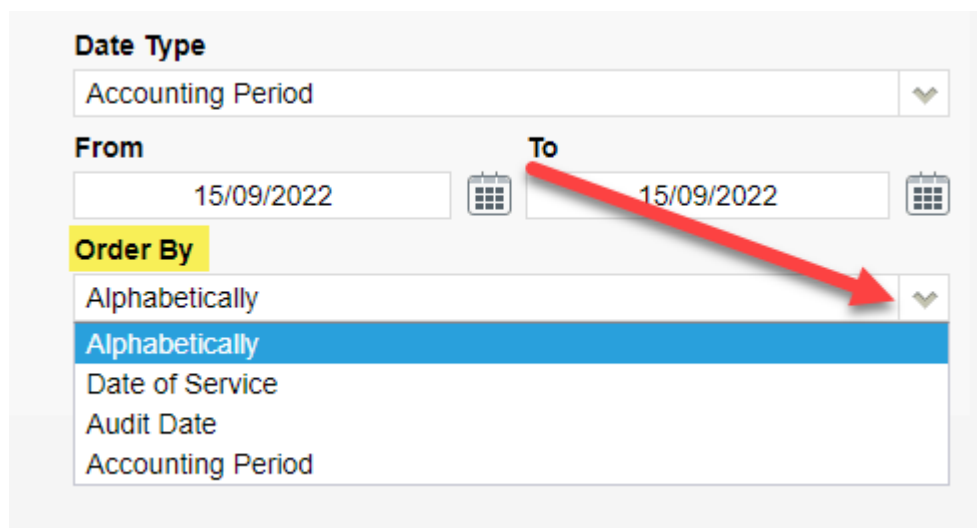
Users were experiencing an issue with the “Print Batch Details” function only printing the first items date of service and item note (*if any*) and repeating the same details on all items within a invoice. This bug has been fixed and users are able to “Print Batch Details” with the correct dates of service and item notes (*if any*).

[FYDO Clinic Update 16/09/2022](#)

Transactions (Clinic) Report

We have added a new option "Order By" to the "Transactions (Clinic)" Report. This option allows the user to run the report in order by:

- Alphabetically
- Date of Service
- Audit Date
- Accounting Period



Date Type
Accounting Period

From 15/09/2022 **To** 15/09/2022

Order By
Alphabetically
Date of Service
Audit Date
Accounting Period

[FYDO Clinic Update 09/09/2022](#)

Claimant Details

Patient Claim invoices now show the claimant details when viewing the invoice under "Patient Details" > "Accounts". (Note: This will only show if the claimant is not the patient)

Invoice Details ✕

| | | |
|---|---|--|
| Invoice Number 614 | Location Bondi Junction Clinic (ID:2) | Claimant Name Test Test |
| Service Type Patient - Store and Forward - Inpatient | Servicing Doctor Citizen, John (ID: 3) | Claimant Medicare No 2111-11111-1 |
| Payor Test TEST | Billing Notes HOS: ACSS Hospital 002700Y | Referral Date -- 0 months |
| Status Paid | Referring Doctor - | Referral Flag N - Not required (non referred) |
| Invoiced \$161.90 | Batch ID 8 Batch # | Batch Status Closed |

[Show voided transactions](#) Print Invoice More Action

| Date of Service | Acc Period | Item Code | Item Description | Unit Price | QTY | GST Charge inc | GST | Audit Date | User | Status |
|-----------------|------------|-----------|---|------------|-----|----------------|------------|---------------------|------|--------|
| 09/09/2022 | 09/09/2022 | 110 | Professional attendance at consulting rooms or hospital, by ... | \$ 161.90 | 1 | \$ 0.00 | \$ 161.90 | 09/09/2022 10:22 AM | | ▼ |
| 09/09/2022 | 09/09/2022 | PAYMT | Payment/Credit Card | \$ -161.90 | 1 | \$ 0.00 | \$ -161.90 | 09/09/2022 10:22 AM | | ▼ |

FYDO Clinic Update 02/09/2022

24-Hour Time

The Appointment screen now displays all times in 24-hour time. This will be reflected if the users have toggled 24-hour time to be displayed in "Settings" > "System Configuration" screen.

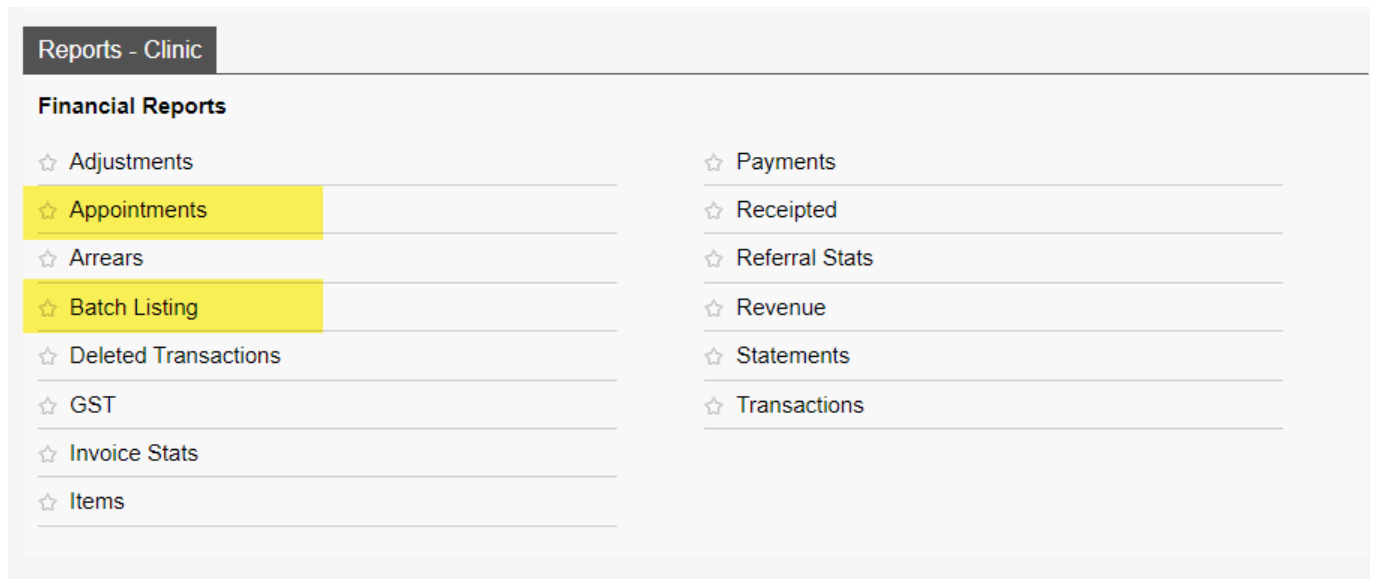
| Time | Name |
|-------|------------------------|
| 08:00 | |
| 08:30 | |
| 09:00 | |
| 09:30 | |
| 10:00 | |
| 10:30 | |
| 11:00 | |
| 11:30 | |
| 12:00 | |
| 12:30 | |
| 13:00 | |
| 13:30 | |
| 14:00 | 🔔 🚫 <u>SMITH, John</u> |
| 14:30 | |
| 15:00 | |
| 15:30 | |
| 16:00 | |
| 16:30 | |

SETTINGS > SYSTEM CONFIGURATION

| System Configuration | SMS Account | Counters | Administrator | File Transfer |
|--------------------------|--|----------|---------------|---------------|
| General | | | | |
| Auto Logout Time | 30 | | | |
| Auto File Numbering | No | | | |
| Appointment Display Time | Show 24 hour time | | | |
| Appointment Tabs | Surname, First name / Location – Two lines | | | |
| Report Group Name | ACSS Hospital | | | |
| IFC Document Type | | | | |
| Preadmit Document Type | | | | |
| OEC Document Type | | | | |
| OEC Type | Fund only | | | |

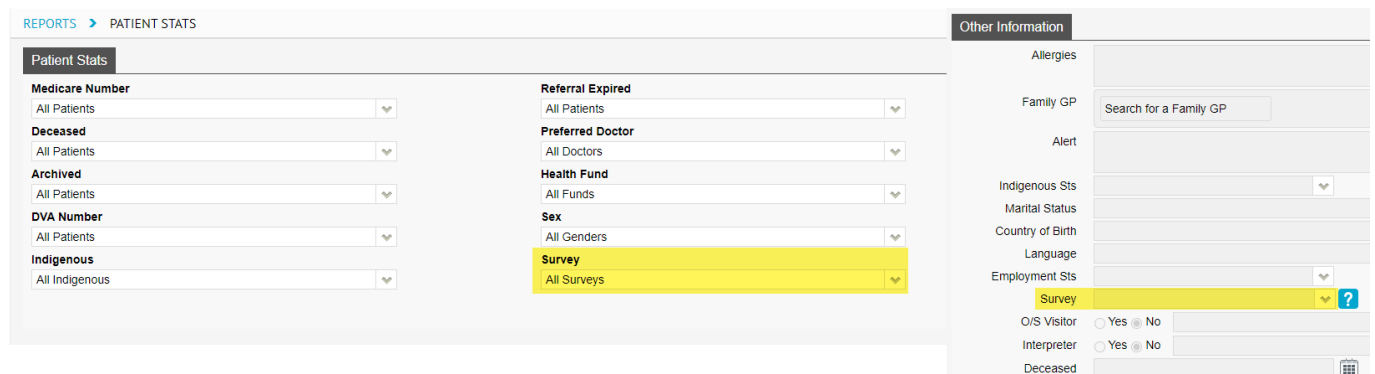
Batch Listing Report / Appointments Report

We have introduced two new reports called “Batch Listing” report and “Appointments”, they can be found in the reports menu under the “Reports - Clinic” tab as highlighted below. *(The Batch Listing Report is similar to the report in eClaims known as Batch Summary Report).*



Patient Stats Report

New filter option called “Survey” has been added to the “Patient Stats” report. Survey data can be entered in the the “Patient Details” screen under the “Survey” field. This field is used to record how the patient found/heard about your clinic.



Middle Name Field

We have replaced the the field “M” with “Middle Name” in the “Patient Details” screen. The new updated field allows a full middle name to be typed, before the “M” field only allowed for an initial.

| Patient Details | Other | Appointments | Recalls | Accounts | Episodes | Communication | Documents |
|------------------------|-------|--------------|---------|-------------|----------|---------------|-----------|
| Patient Details | | | | | | | |
| Patient # | 151 | File Num | | External ID | | | |
| Title | Mr | Sex | Male | | | | |
| First Name | John | Middle Name | | | | | |
| Last Name | SMITH | | | | | | |
| Pref. Name | | | | | | | |
| Address | | | | | | | |

Dental Benefit Field

On the “Patient Details” screen there is now a field called “Dental Benefit”. This field works by the user entering the patients dental benefit amount and when invoicing to Medicare/Veterans it will deduct the invoice total from this value. To turn this feature on go to “Settings” > “System Configuration” and tick “Calculate Dental Benefit” tick box.

| Other Information | Clinic |
|---|---|
| Allergies | Booking <input type="checkbox"/> |
| Family GP | Arrived <input type="checkbox"/> |
| Alert | Seen by Doctor <input type="checkbox"/> |
| Indigenous Sts | Billed <input type="checkbox"/> |
| Marital Status | Invoice Group Mandatory <input type="checkbox"/> |
| Country of Birth | Patient Claims Mode Store and Forward |
| Language | Claiming Payment Date <input type="checkbox"/> |
| Employment Sts | Default Fee Level Level 1 - MBS 100% |
| Survey | Calculate Dental Benefit <input type="checkbox"/> |
| O/S Visitor <input type="radio"/> Yes <input checked="" type="radio"/> No | |

Treatment Location

Update to the “Treatment Location” drop down for Veterans billings. Home visit, residential care facility, community health centre or hostel are now consolidated into one option as per Medicare web services rule.

Veterans Affairs

Service Type

Specialist



KMs

Disability Indicator

Disability Text

Treatment Location



| | |
|-------------------------------|---|
| | |
| Home Visit, Aged care, Hostel | V |
| Hospital | H |
| Rooms | R |

Processing and Payment Report

New filter option "Location" has been added in the "Processing and Payment Reports" screen. The filter works by filtering the processing or payment reports by a specific location.

PROCESSING AND PAYMENT REPORTS

Processing

Processing IMC

Processing IHC

Payments

Location

Type

All Locations

All

All Locations

ACSS Bondi Hospital

4

ACSS Hospital

1

Bondi Junction Clinic

2

Westmead Clinic

3

Minor Id

Print Note

We have added the option "Print Note" in the "History Notes" screen. This option allows the user to download a clinical note as a PDF and print.

| Patient Details | Other | Appointments | Recalls | Accounts | Episodes | Communication | Documents | Clinical |
|-----------------|------------------------|---|---------|----------|----------|---------------|---|--|
| Clinical | | | | | | | | 02/02/2022 07:52 PM GP (REG), Test - Aged t Thetest for conwayer |
| Notes | | | | | | | | |
| History Notes | 02/02/2022 07:52 PM | GP (REG), Test Aged Care Facility | Test 1 | | | Submitted | By Test Cases 02/02/2022 09:41 AM | Print Note Delete Note |
| | 02/02/2022 | GP (REG), Test | | | | | Test Cases | |

[FYDO Hospital Update 22/07/2022](#)

Mandatory Admission Fields

We have upgraded the admission screen that will now enforce mandatory fields to be entered in the patient screen to enable the user to move forward to the admission screen. Below is the prompt warning that will alert a user to go back and update those fields, if the user selected the green "Go to patient screen" button they will be able to add the appropriate details immediately.

Mandatory Fields

The following is missing from the patient screen:

- Address
- Suburb
- Postcode
- Marital status
- DVA Card Colour

Please go back to the patient screen and enter missing information

[Go to Patient screen](#)

[OK](#)

To turn on this feature the administrator will be required to do so through the system configuration in settings. Highlight below is the checkbox required to be ticked.

Hospital

| | | | | | |
|-----------------|--------------------------|--------------------------|--------------------------|---|-------------------------------------|
| Booking | <input type="checkbox"/> | Recovery 1 | <input type="checkbox"/> | Manual Admission Number | <input type="checkbox"/> |
| Arrived | <input type="checkbox"/> | Recovery 2 | <input type="checkbox"/> | Alert when referral expired when editing an appointment | <input type="checkbox"/> |
| Admitted | <input type="checkbox"/> | Recovery 3 | <input type="checkbox"/> | Invoicing only allowed if 'Theatre Completed' | <input type="checkbox"/> |
| Anaesthetic Bay | <input type="checkbox"/> | Ready for Discharge/Ward | <input type="checkbox"/> | On admission, make patient fields mandatory | <input checked="" type="checkbox"/> |
| In Theatre | <input type="checkbox"/> | Discharged | <input type="checkbox"/> | | |

Make the accounting period the same as

Monthly Activity Report

For overnight facilities, we have now introduced a “Monthly Activity Report”. This is similar to the report used in Simday to obtain monthly activity figures and can be found in the reports menu under the “Reports - Hospital” tab as highlighted below.

Reports - Hospital

| | |
|--|--|
| Financial Reports | Hospital Reports |
| <input type="checkbox"/> Adjustments | <input type="checkbox"/> Cancelled Episodes |
| <input checked="" type="checkbox"/> Arrears | <input type="checkbox"/> Clinical Indicators |
| <input checked="" type="checkbox"/> Billing Status | <input type="checkbox"/> Episode Stats |
| <input checked="" type="checkbox"/> Deleted Transactions | <input type="checkbox"/> Incomplete |
| <input type="checkbox"/> Doctors Totals | <input type="checkbox"/> Length of Stay |
| <input checked="" type="checkbox"/> Other Services Revenue | <input type="checkbox"/> Midnight Census |
| <input type="checkbox"/> Payments | <input type="checkbox"/> Other Services |
| <input type="checkbox"/> Revenue | <input checked="" type="checkbox"/> Monthly Patient Activity |
| <input type="checkbox"/> Unbilled Revenue | |

FYDO Hospital Bug Fixes 15/07/2022

- Users were experiencing an issue on the coding screen where the copy previous coding option would disappear after going into the EMR function. This bug has been fixed and users will now still be able to use the copy previous coding function after entering the EMR function.